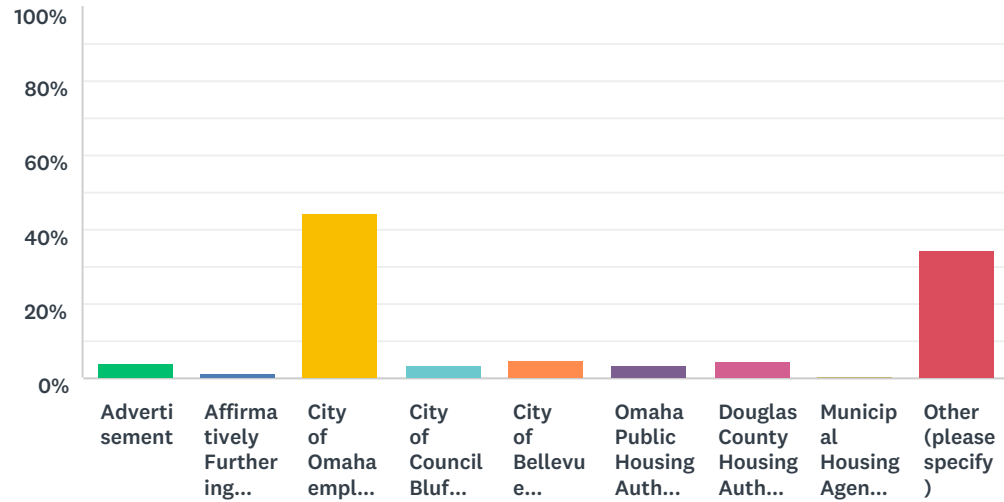


# Q1 How did you hear about this survey?

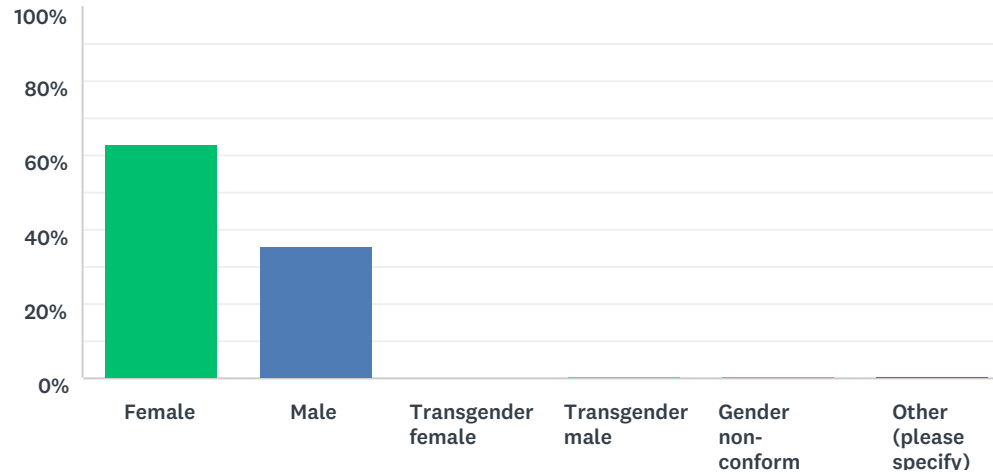
Answered: 1,627 Skipped: 60



| ANSWER CHOICES                                | RESPONSES  |
|---|------------|
| Advertisement                                 | 3.81% 62   |
| Affirmatively Furthering Fair Housing Website | 1.60% 26   |
| City of Omaha employee or department          | 44.25% 720 |
| City of Council Bluffs employee or department | 3.50% 57   |
| City of Bellevue employee or department       | 4.86% 79   |
| Omaha Public Housing Authority                | 3.38% 55   |
| Douglas County Housing Authority              | 4.55% 74   |
| Municipal Housing Agency of Council Bluffs    | 0.74% 12   |
| Other (please specify)                        | 34.60% 563 |
| Total Respondents: 1,627                      |            |

## Q2 Gender

Answered: 1,671 Skipped: 16



| ANSWER CHOICES         | RESPONSES |              |
|------------------------|-----------|--------------|
| Female                 | 62.96%    | 1,052        |
| Male                   | 35.43%    | 592          |
| Transgender female     | 0.06%     | 1            |
| Transgender male       | 0.42%     | 7            |
| Gender non-conforming  | 0.66%     | 11           |
| Other (please specify) | 0.48%     | 8            |
| <b>TOTAL</b>           |           | <b>1,671</b> |

### Q3 A. In what zip code do you reside?

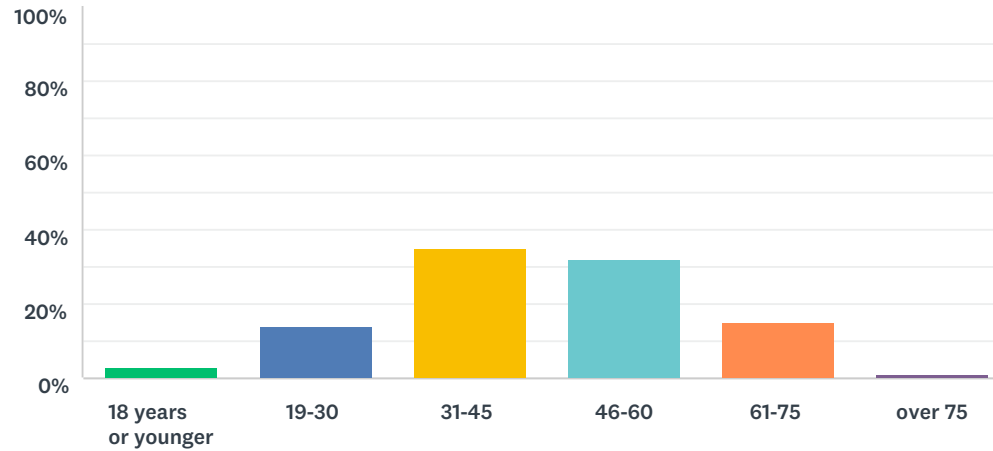
Answered: 1,657 Skipped: 30

Q4 If you know the name of your neighborhood, please list it here.

Answered: 1,083 Skipped: 604

### Q5 Please select your current age range

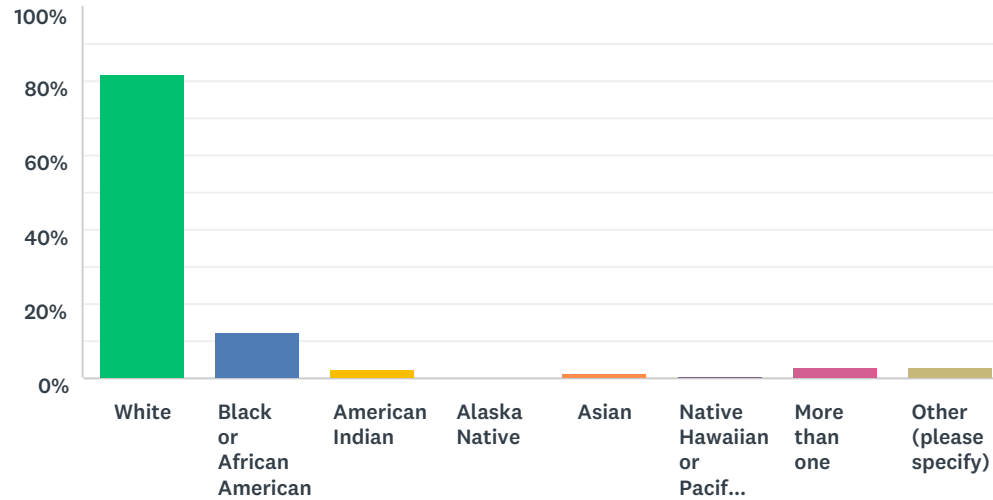
Answered: 1,666 Skipped: 21



| ANSWER CHOICES      | RESPONSES |              |
|---------------------|-----------|--------------|
| 18 years or younger | 3.24%     | 54           |
| 19-30               | 14.05%    | 234          |
| 31-45               | 34.87%    | 581          |
| 46-60               | 32.11%    | 535          |
| 61-75               | 14.77%    | 246          |
| over 75             | 0.96%     | 16           |
| <b>TOTAL</b>        |           | <b>1,666</b> |

### Q6 What is your race or cultural background? Select all that apply.

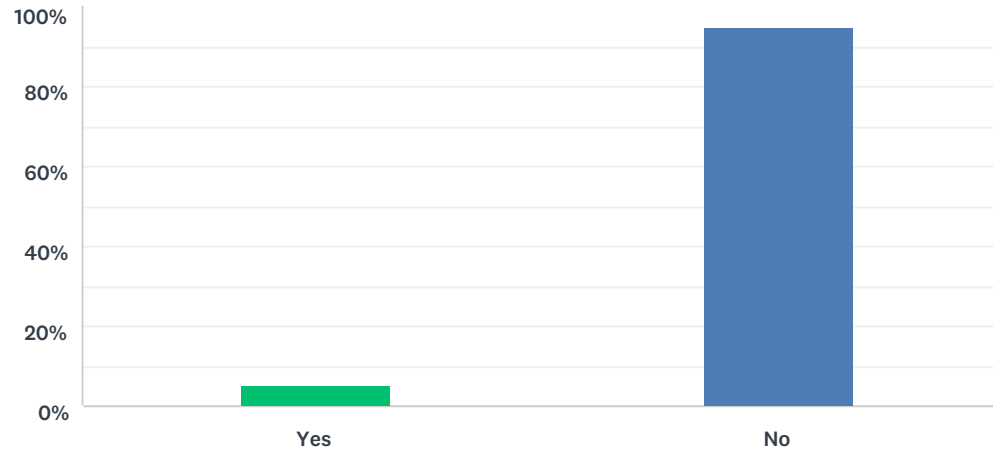
Answered: 1,654 Skipped: 33



| ANSWER CHOICES                      | RESPONSES |       |
|-------------------------------------|-----------|-------|
| White                               | 82.10%    | 1,358 |
| Black or African American           | 12.33%    | 204   |
| American Indian                     | 2.42%     | 40    |
| Alaska Native                       | 0.12%     | 2     |
| Asian                               | 1.69%     | 28    |
| Native Hawaiian or Pacific Islander | 0.30%     | 5     |
| More than one                       | 3.14%     | 52    |
| Other (please specify)              | 3.08%     | 51    |
| Total Respondents: 1,654            |           |       |

### Q7 Are you Hispanic or Latino?

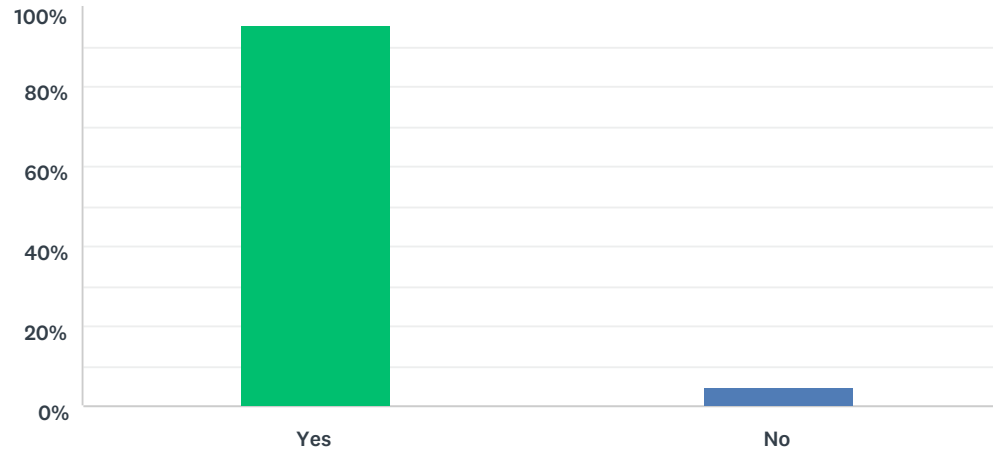
Answered: 1,644 Skipped: 43



| ANSWER CHOICES | RESPONSES |       |
|----------------|-----------|-------|
| Yes            | 5.11%     | 84    |
| No             | 94.89%    | 1,560 |
| TOTAL          |           | 1,644 |

### Q8 Are you a United States citizen by birth?

Answered: 1,660 Skipped: 27

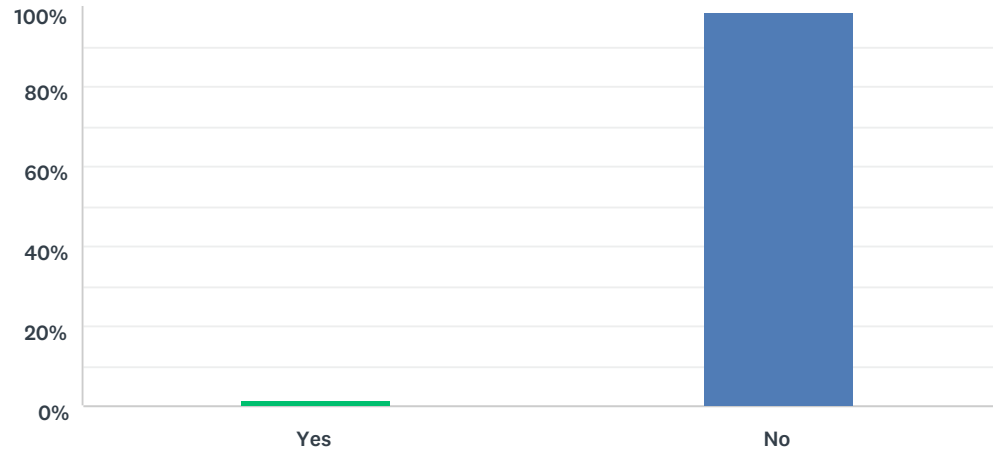


| ANSWER CHOICES | RESPONSES |              |
|----------------|-----------|--------------|
| Yes            | 95.30%    | 1,582        |
| No             | 4.70%     | 78           |
| <b>TOTAL</b>   |           | <b>1,660</b> |



### Q9 Do you currently have refugee status?

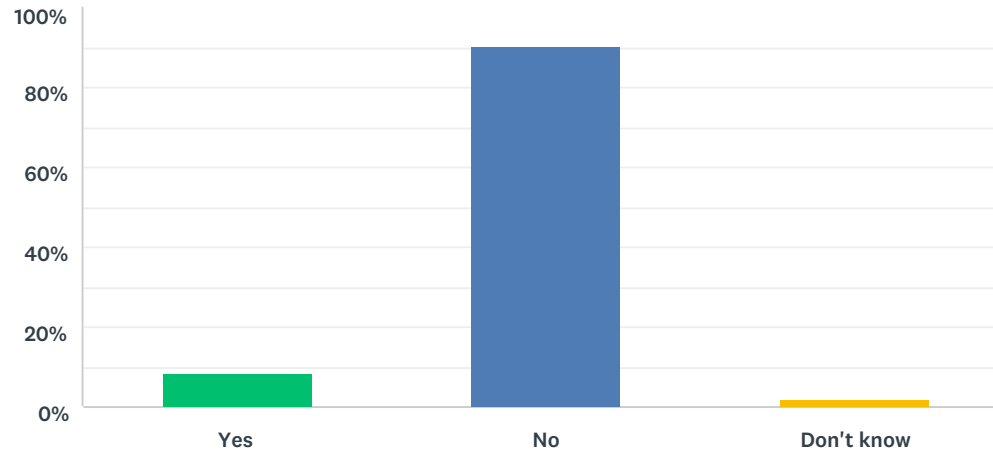
Answered: 1,646 Skipped: 41



| ANSWER CHOICES | RESPONSES |       |
|----------------|-----------|-------|
| Yes            | 1.22%     | 20    |
| No             | 98.78%    | 1,626 |
| TOTAL          |           | 1,646 |

# Q10 Do you identify as part of the LGBTQ+ (Lesbian, Gay, Bisexual, Transgender, Queer, +) community?

Answered: 1,654 Skipped: 33



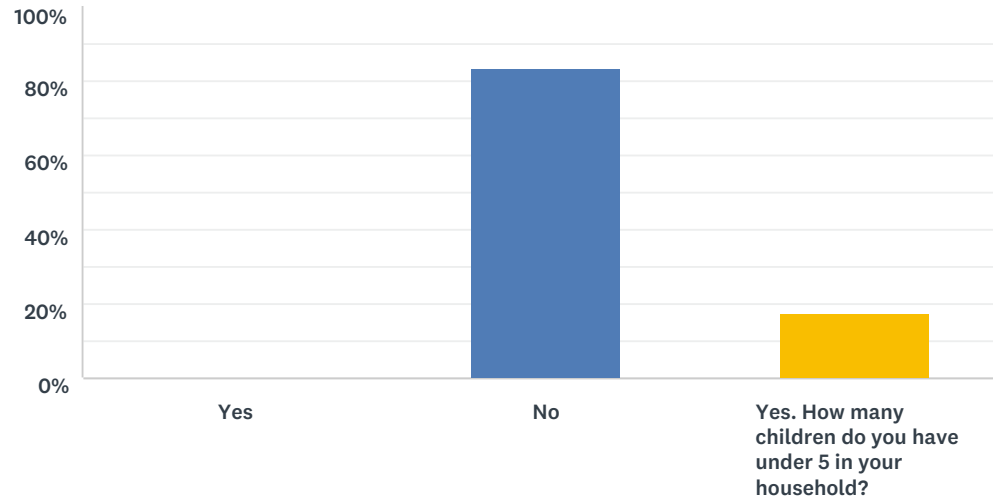
| ANSWER CHOICES | RESPONSES |              |
|----------------|-----------|--------------|
| Yes            | 8.28%     | 137          |
| No             | 90.08%    | 1,490        |
| Don't know     | 1.63%     | 27           |
| <b>TOTAL</b>   |           | <b>1,654</b> |

Q11 How many adults (19 years and older) reside in your household?

Answered: 1,586 Skipped: 101

## Q12 Do you have children in your household under 5?

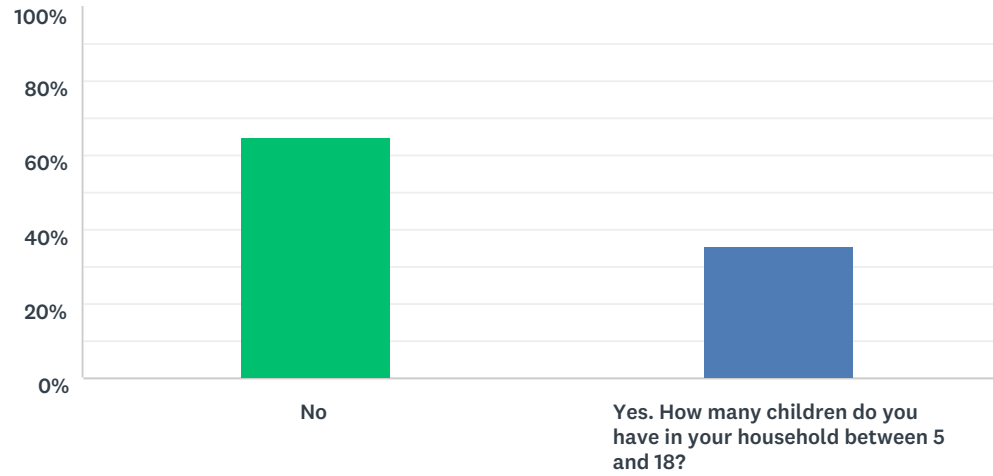
Answered: 1,623 Skipped: 64



| ANSWER CHOICES  | RESPONSES |       |
|---|-----------|-------|
| Yes   | 0.00%     | 0     |
| No  | 83.30%    | 1,352 |
| Yes. How many children do you have under 5 in your household? | 17.25%    | 280   |
| Total Respondents: 1,623                                      |           |       |

### Q13 Do you have children in your household age 5-18?

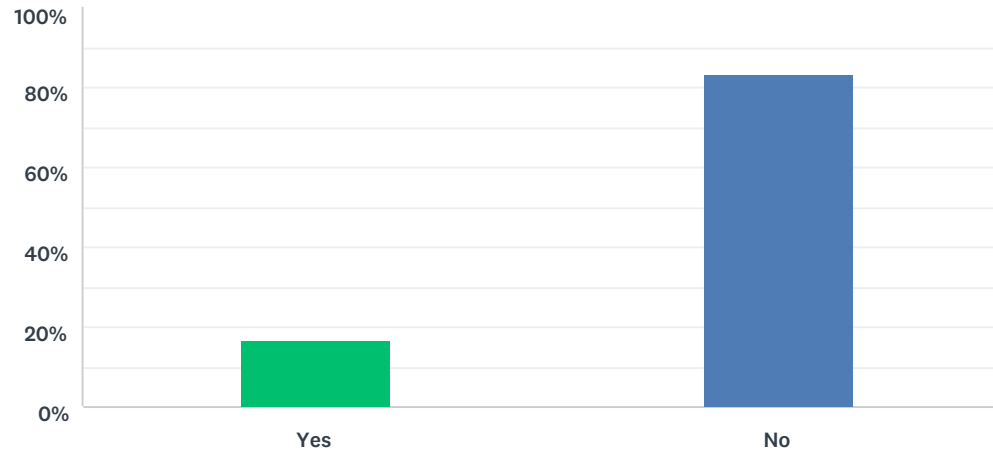
Answered: 1,627 Skipped: 60



| ANSWER CHOICES   | RESPONSES |       |
|--|-----------|-------|
| No   | 64.90%    | 1,056 |
| Yes. How many children do you have in your household between 5 and 18? | 35.34%    | 575   |
| Total Respondents: 1,627   |           |       |

### Q14 If more than one adult resides in your household, are any adults in your household unrelated by blood or marriage?

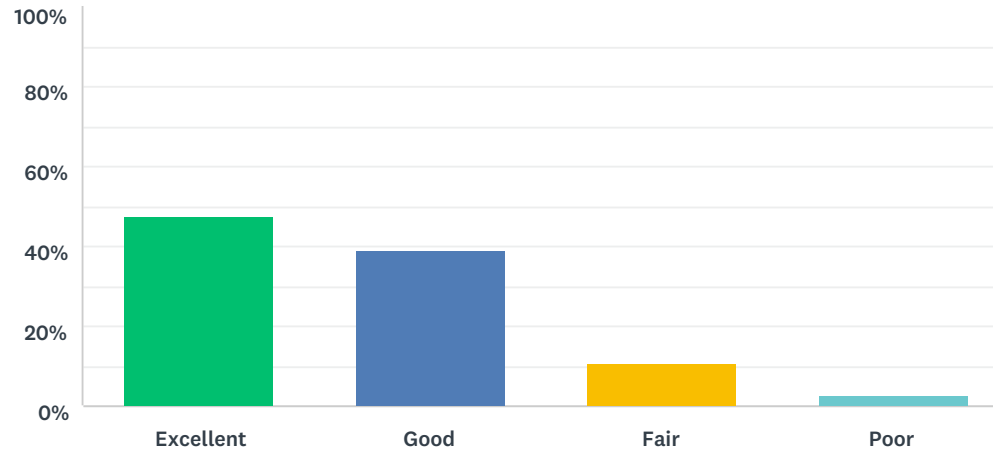
Answered: 1,487 Skipped: 200



| ANSWER CHOICES | RESPONSES |       |
|----------------|-----------|-------|
| Yes            | 16.75%    | 249   |
| No             | 83.25%    | 1,238 |
| TOTAL          |           | 1,487 |

### Q15 How would you rate the quality of schools that your child attends?

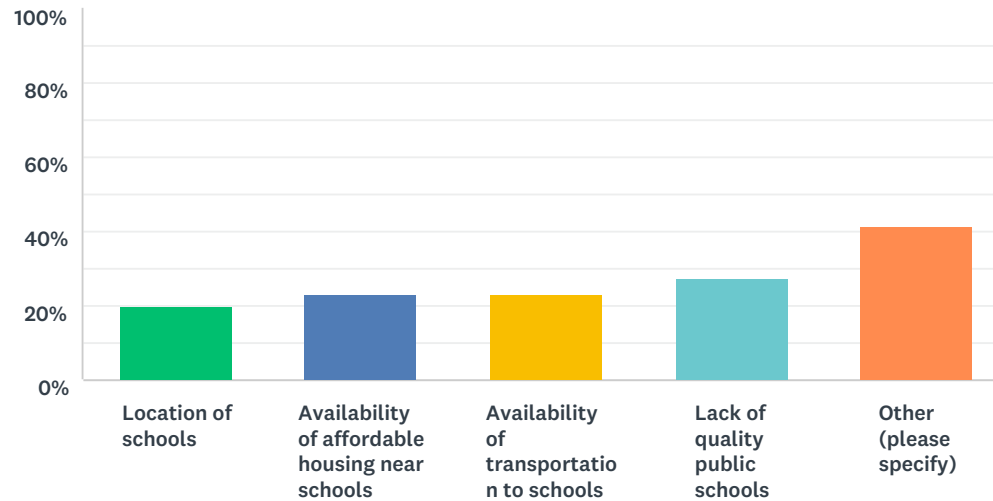
Answered: 597 Skipped: 1,090



| ANSWER CHOICES | RESPONSES |            |
|----------------|-----------|------------|
| Excellent      | 47.40%    | 283        |
| Good           | 39.20%    | 234        |
| Fair           | 10.55%    | 63         |
| Poor           | 2.85%     | 17         |
| <b>TOTAL</b>   |           | <b>597</b> |

## Q16 What barriers have you experienced to accessing a high quality education for your child? Select all that apply.

Answered: 460 Skipped: 1,227

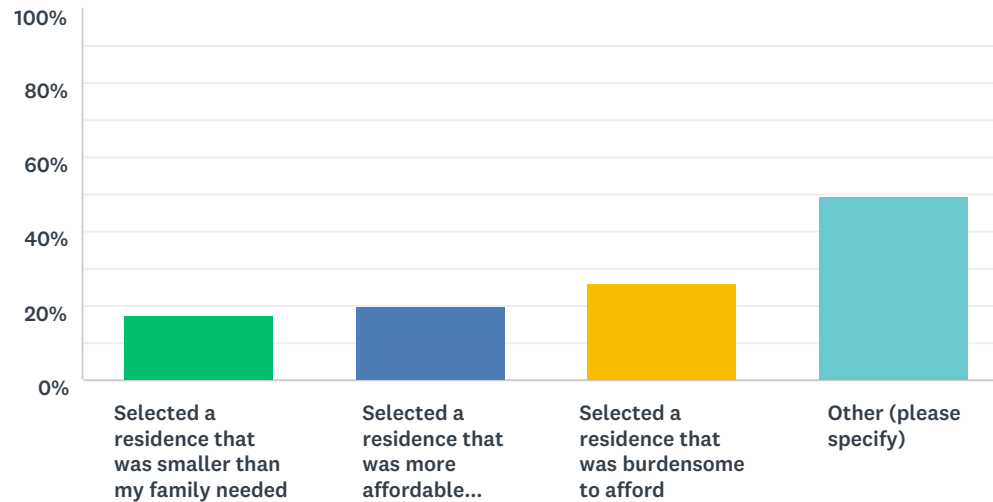


| ANSWER CHOICES                                  | RESPONSES |     |
|---|-----------|-----|
| Location of schools                             | 20.22%    | 93  |
| Availability of affordable housing near schools | 23.04%    | 106 |
| Availability of transportation to schools       | 22.83%    | 105 |
| Lack of quality public schools                  | 27.39%    | 126 |
| Other (please specify)                          | 41.74%    | 192 |
| Total Respondents: 460                          |           |     |



Q17 In the last 5 years, have you made any of the following choices when seeking housing to ensure that your child could attend a high-quality school? Select all that apply.

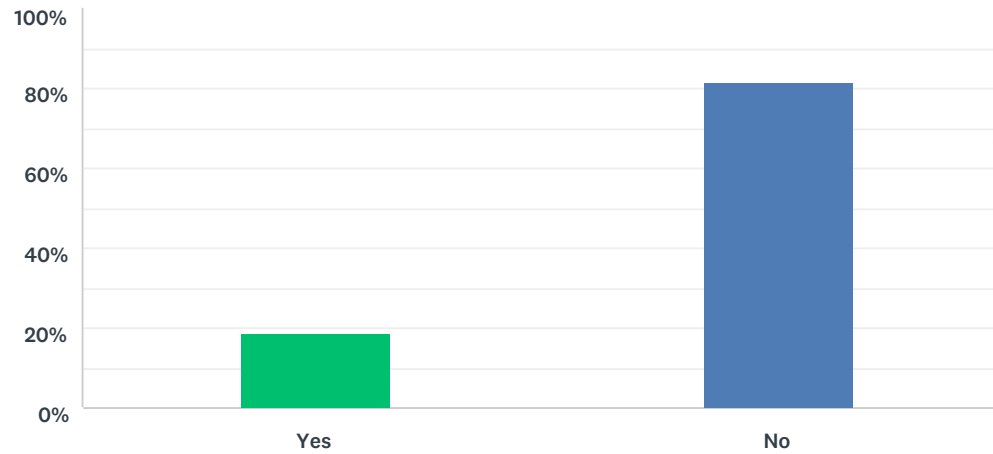
Answered: 373 Skipped: 1,314



| ANSWER CHOICES  | RESPONSES |     |
|---|-----------|-----|
| Selected a residence that was smaller than my family needed                         | 17.43%    | 65  |
| Selected a residence that was more affordable because it needed significant repairs | 20.11%    | 75  |
| Selected a residence that was burdensome to afford                                  | 26.01%    | 97  |
| Other (please specify)  | 49.33%    | 184 |
| Total Respondents: 373  |           |     |

### Q18 Does any member of your household have a disability of any type-physical, mental, intellectual, or developmental?

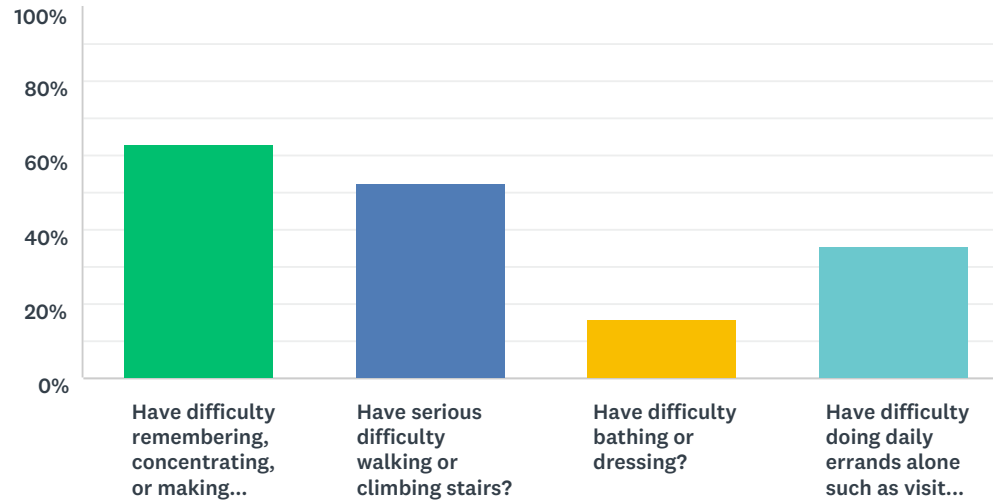
Answered: 1,576 Skipped: 111



| ANSWER CHOICES | RESPONSES |              |
|----------------|-----------|--------------|
| Yes            | 18.46%    | 291          |
| No             | 81.54%    | 1,285        |
| <b>TOTAL</b>   |           | <b>1,576</b> |

### Q19 Does any member of your household (check all that apply):

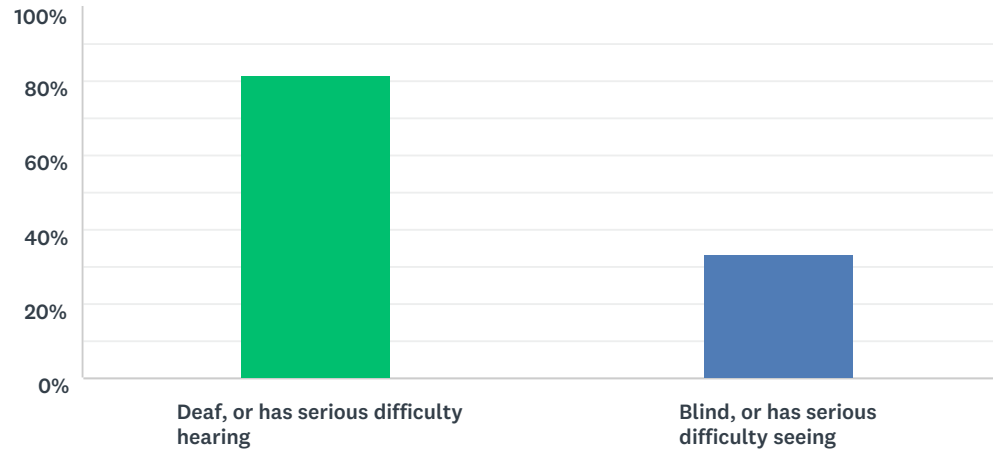
Answered: 196 Skipped: 1,491



| ANSWER CHOICES   | RESPONSES |     |
|--|-----------|-----|
| Have difficulty remembering, concentrating, or making decisions because of physical, mental, or emotional problems                           | 62.76%    | 123 |
| Have serious difficulty walking or climbing stairs?  | 52.55%    | 103 |
| Have difficulty bathing or dressing?   | 15.82%    | 31  |
| Have difficulty doing daily errands alone such as visiting a doctor's office or shopping because of a physical, mental, or emotional problem | 35.71%    | 70  |
| Total Respondents: 196   |           |     |

### Q20 Is anyone in your household (Check all that apply):

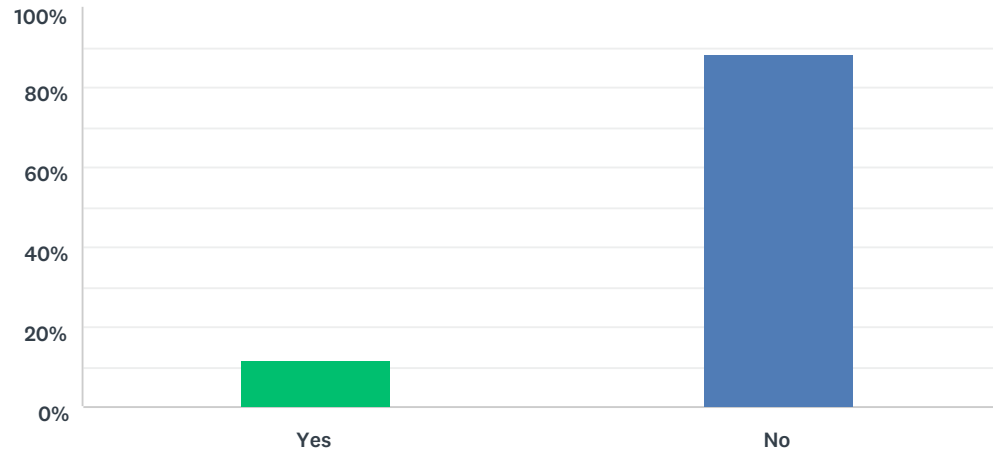
Answered: 27 Skipped: 1,660



| ANSWER CHOICES                          | RESPONSES |    |
|---|-----------|----|
| Deaf, or has serious difficulty hearing | 81.48%    | 22 |
| Blind, or has serious difficulty seeing | 33.33%    | 9  |
| Total Respondents: 27                   |           |    |

### Q21 If you have or a member of your household has serious difficulty walking or climbing stairs, do you require the use of wheelchair daily?

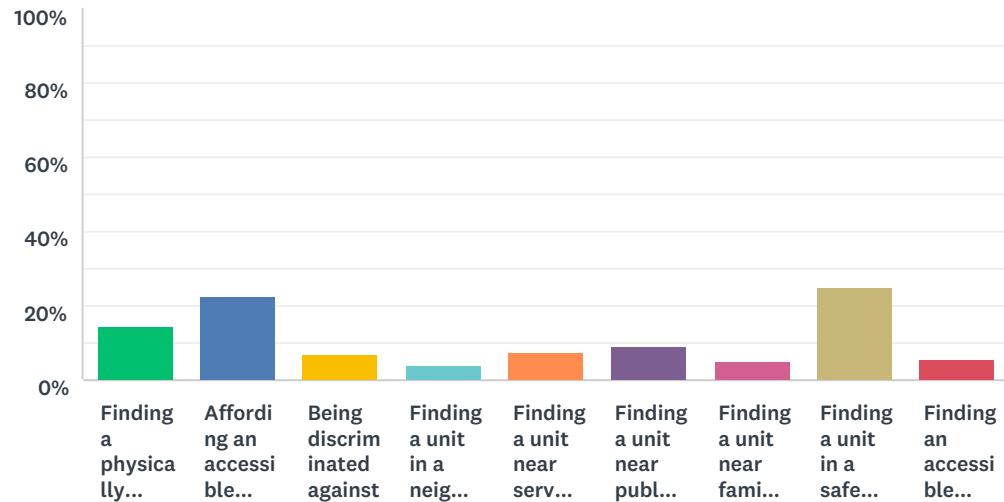
Answered: 210 Skipped: 1,477



| ANSWER CHOICES | RESPONSES |     |
|----------------|-----------|-----|
| Yes            | 11.43%    | 24  |
| No             | 88.57%    | 186 |
| TOTAL          |           | 210 |

## Q22 In your experience, which of the following issues have presented challenges to you when looking for housing? Select all that apply.

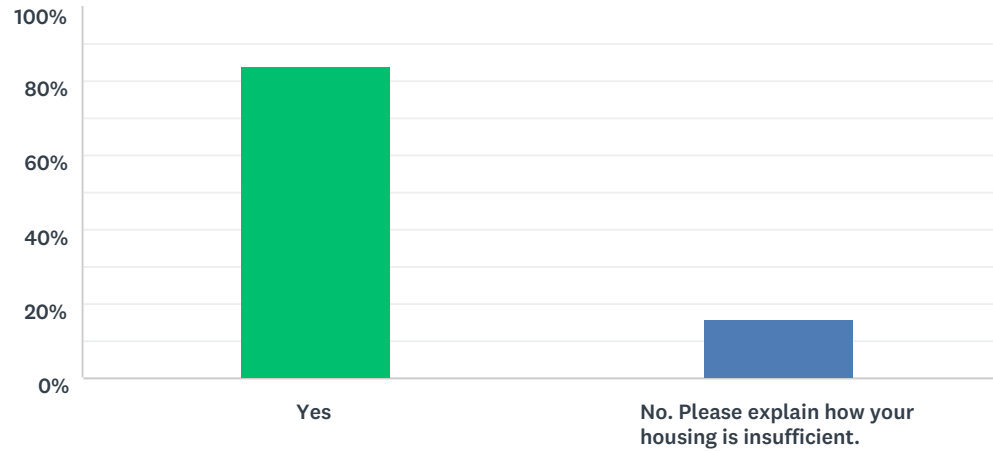
Answered: 159 Skipped: 1,528



| ANSWER CHOICES  | RESPONSES |            |
|---|-----------|------------|
| Finding a physically accessible unit  | 14.47%    | 23         |
| Affording an accessible unit  | 22.64%    | 36         |
| Being discriminated against   | 6.92%     | 11         |
| Finding a unit in a neighborhood with accessible sidewalks and infrastructure | 3.77%     | 6          |
| Finding a unit near services and amenities                                    | 7.55%     | 12         |
| Finding a unit near public transit  | 8.81%     | 14         |
| Finding a unit near family and friends  | 5.03%     | 8          |
| Finding a unit in a safe neighborhood   | 25.16%    | 40         |
| Finding an accessible unit that is large enough to accommodate my family      | 5.66%     | 9          |
| <b>TOTAL</b>  |           | <b>159</b> |

## Q23 Does your current housing meet your accessibility needs?

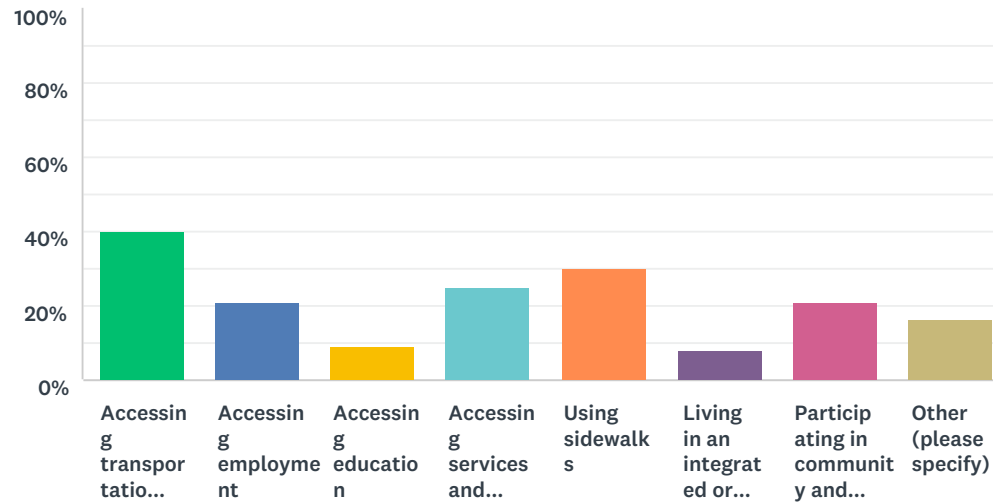
Answered: 260 Skipped: 1,427



| ANSWER CHOICES                                       | RESPONSES |     |
|--|-----------|-----|
| Yes  | 84.23%    | 219 |
| No. Please explain how your housing is insufficient. | 15.77%    | 41  |
| Total Respondents: 260                               |           |     |

## Q24 Where you currently live, do you experience difficulty with any of the following? Select all that apply.

Answered: 123 Skipped: 1,564

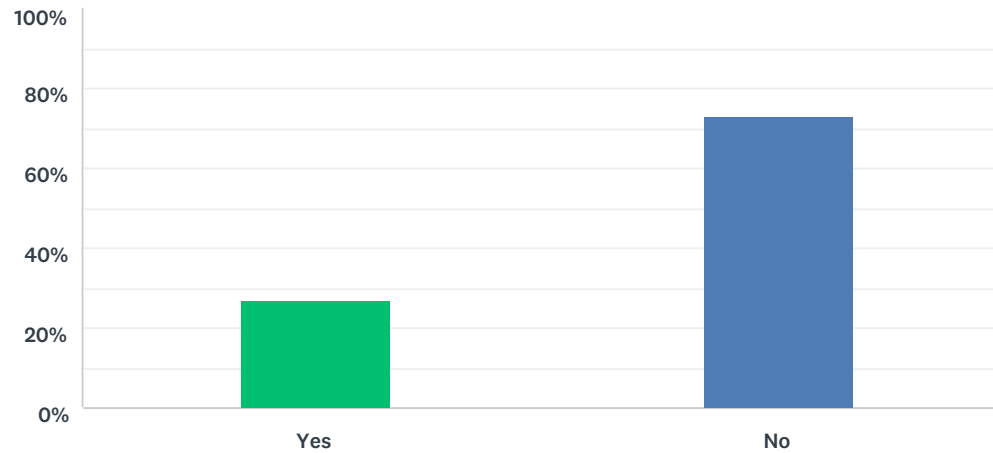


| ANSWER CHOICES  | RESPONSES |    |
|---|-----------|----|
| Accessing transportation (personal or public transit) | 39.84%    | 49 |
| Accessing employment                                  | 21.14%    | 26 |
| Accessing education                                   | 8.94%     | 11 |
| Accessing services and amenities                      | 25.20%    | 31 |
| Using sidewalks                                       | 30.08%    | 37 |
| Living in an integrated or independent setting        | 8.13%     | 10 |
| Participating in community and civic activities       | 21.14%    | 26 |
| Other (please specify)                                | 16.26%    | 20 |
| Total Respondents: 123                                |           |    |



## Q25 In the past 5 years, have you modified or needed to modify your housing to accommodate your disability?

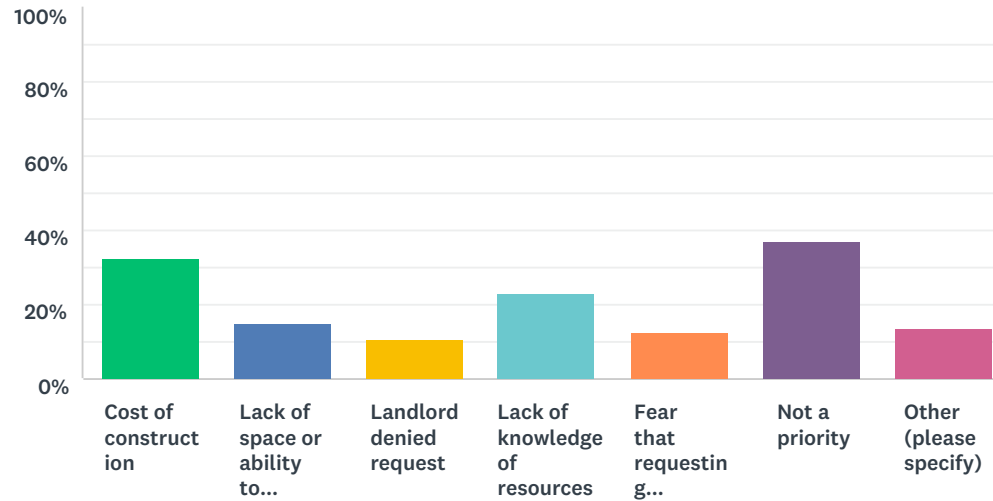
Answered: 260 Skipped: 1,427



| ANSWER CHOICES | RESPONSES |     |
|----------------|-----------|-----|
| Yes            | 26.92%    | 70  |
| No             | 73.08%    | 190 |
| TOTAL          |           | 260 |

**Q26 If you have needed to modify your housing to accommodate your disability, what barriers have you experienced when attempting to modify your housing to accommodate your disability?  
Select all that apply.**

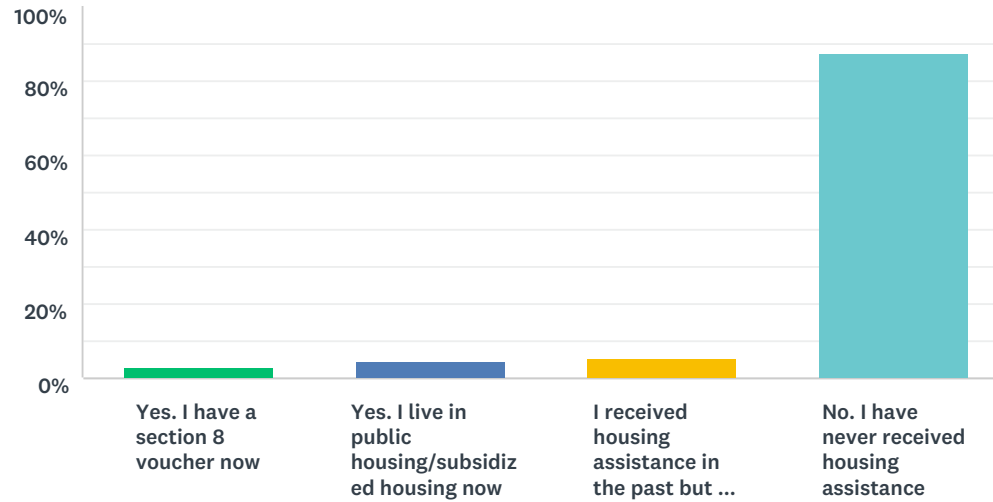
Answered: 113 Skipped: 1,574



| ANSWER CHOICES   | RESPONSES |    |
|--|-----------|----|
| Cost of construction   | 32.74%    | 37 |
| Lack of space or ability to construct necessary accommodations         | 15.04%    | 17 |
| Landlord denied request  | 10.62%    | 12 |
| Lack of knowledge of resources   | 23.01%    | 26 |
| Fear that requesting accommodations could jeopardize housing stability | 12.39%    | 14 |
| Not a priority   | 37.17%    | 42 |
| Other (please specify)   | 13.27%    | 15 |
| Total Respondents: 113   |           |    |

## Q27 Have you ever received housing assistance?

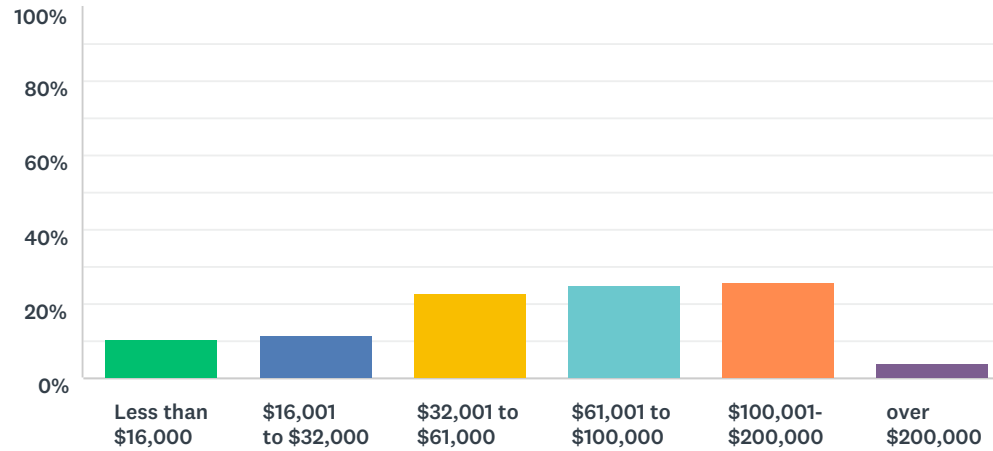
Answered: 1,520 Skipped: 167



| ANSWER CHOICES  | RESPONSES |              |
|---|-----------|--------------|
| Yes. I have a section 8 voucher now   | 2.83%     | 43           |
| Yes. I live in public housing/subsidized housing now                                  | 4.41%     | 67           |
| I received housing assistance in the past but I do not receive housing assistance now | 5.39%     | 82           |
| No. I have never received housing assistance  | 87.37%    | 1,328        |
| <b>TOTAL</b>  |           | <b>1,520</b> |

## Q28 Please select your annual household income range.

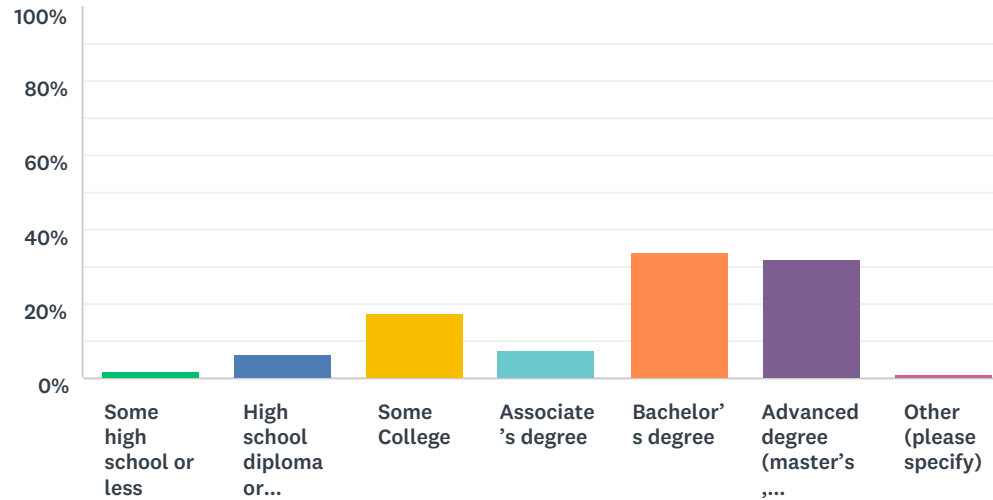
Answered: 1,537 Skipped: 150



| ANSWER CHOICES        | RESPONSES |              |
|-----------------------|-----------|--------------|
| Less than \$16,000    | 10.28%    | 158          |
| \$16,001 to \$32,000  | 11.71%    | 180          |
| \$32,001 to \$61,000  | 22.97%    | 353          |
| \$61,001 to \$100,000 | 24.98%    | 384          |
| \$100,001- \$200,000  | 25.83%    | 397          |
| over \$200,000        | 4.23%     | 65           |
| <b>TOTAL</b>          |           | <b>1,537</b> |

## Q29 What is the highest level of education achieved by persons in your household?

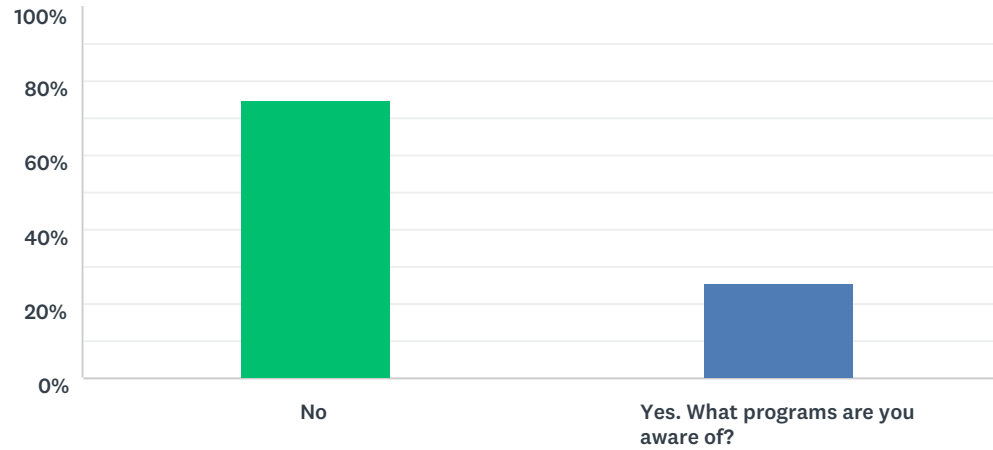
Answered: 1,555 Skipped: 132



| ANSWER CHOICES  | RESPONSES |              |
|---|-----------|--------------|
| Some high school or less                                      | 2.12%     | 33           |
| High school diploma or equivalent (GED)                       | 6.30%     | 98           |
| Some College  | 17.56%    | 273          |
| Associate's degree  | 7.40%     | 115          |
| Bachelor's degree   | 33.95%    | 528          |
| Advanced degree (master's, professional, or doctorate degree) | 31.90%    | 496          |
| Other (please specify)  | 0.77%     | 12           |
| <b>TOTAL</b>  |           | <b>1,555</b> |

### Q30 Are you aware of programs that could provide you with assistance in purchasing a home?

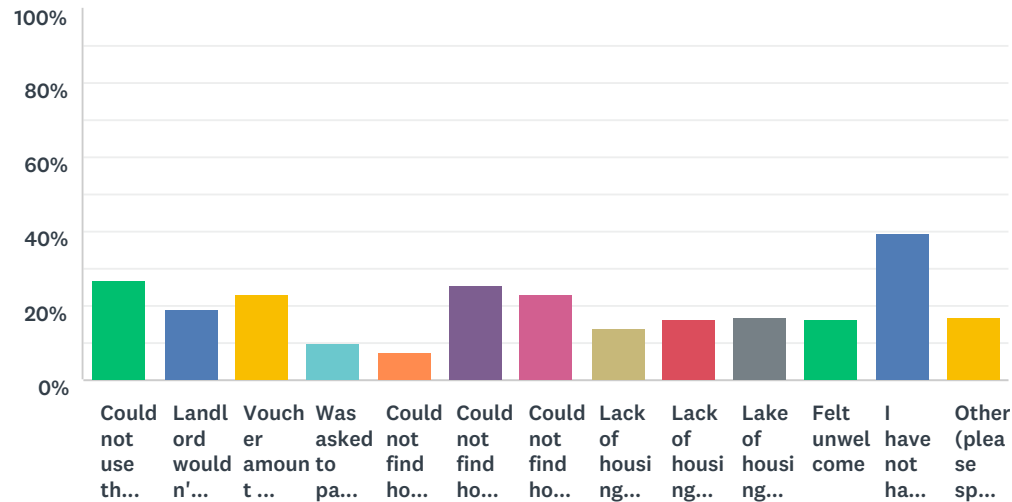
Answered: 180 Skipped: 1,507



| ANSWER CHOICES                       | RESPONSES |     |
|--------------------------------------|-----------|-----|
| No                                   | 75.00%    | 135 |
| Yes. What programs are you aware of? | 25.56%    | 46  |
| Total Respondents: 180               |           |     |

### Q31 If you have had difficulty using a housing choice voucher, which of the following challenges have you faced? Select all that apply.

Answered: 122 Skipped: 1,565



| ANSWER CHOICES   | RESPONSES |
|--|-----------|
| Could not use the voucher in the neighborhood in which I wanted to live          | 27.05% 33 |
| Landlord wouldn't accept voucher   | 18.85% 23 |
| Voucher amount was not sufficient to cover the cost of housing                   | 22.95% 28 |
| Was asked to pay more rent if used the voucher                                   | 9.84% 12  |
| Could not find housing large enough for my family                                | 7.38% 9   |
| Could not find housing in a safe neighborhood                                    | 25.41% 31 |
| Could not find housing in good condition   | 22.95% 28 |
| Lack of housing in areas with employment opportunities                           | 13.93% 17 |
| Lack of housing in areas with access to public transportation                    | 16.39% 20 |
| Lack of housing in areas with access to goods and services (stores, banks, etc.) | 17.21% 21 |

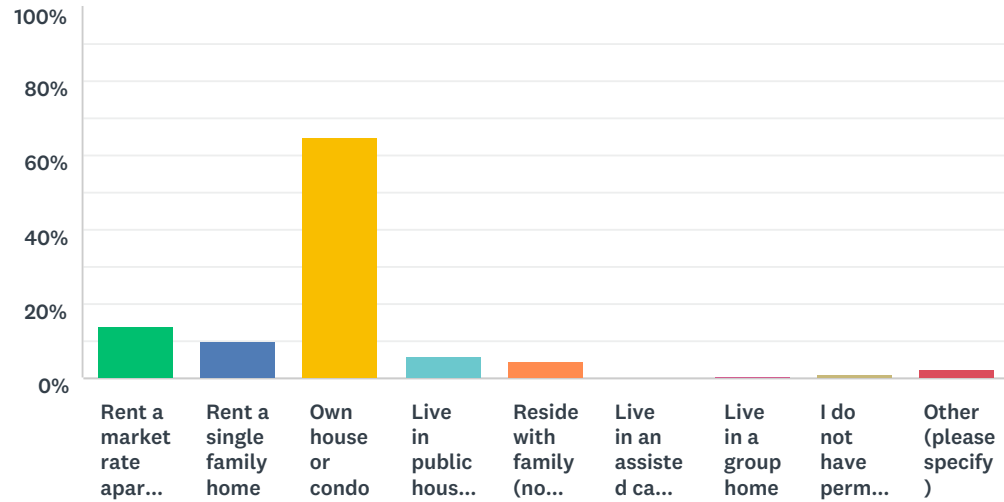
## AFFH

|  |        |    |
|--|--------|----|
| Felt unwelcome   | 16.39% | 20 |
| I have not had difficulty using a housing choice voucher | 39.34% | 48 |
| Other (please specify)                                   | 17.21% | 21 |
| Total Respondents: 122                                   |        |    |



### Q32 How would you describe your housing situation? Select all that apply.

Answered: 1,453 Skipped: 234



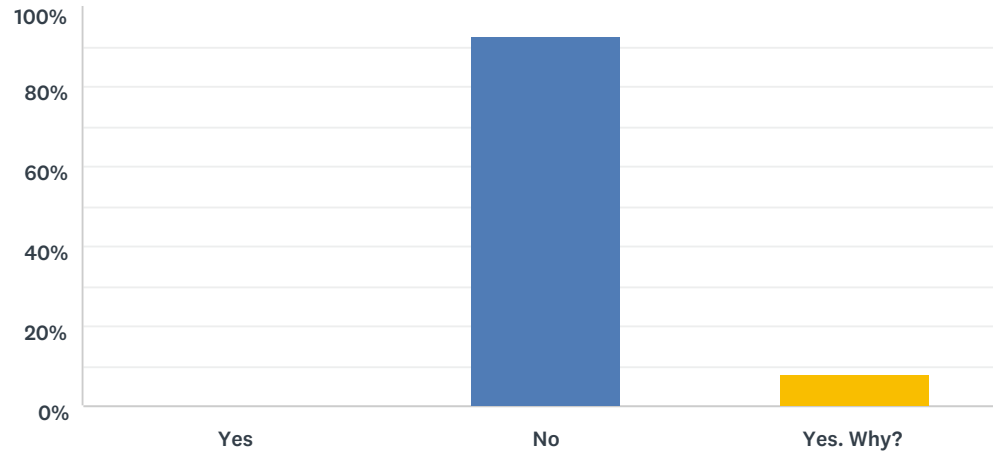
| ANSWER CHOICES  | RESPONSES |     |
|---|-----------|-----|
| Rent a market rate apartment  | 13.83%    | 201 |
| Rent a single family home   | 9.84%     | 143 |
| Own house or condo  | 65.18%    | 947 |
| Live in public housing or other subsidized housing, such as housing choice vouchers | 6.13%     | 89  |
| Reside with family (no rent)  | 4.27%     | 62  |
| Live in an assisted care facility   | 0.07%     | 1   |
| Live in a group home  | 0.28%     | 4   |
| I do not have permanent housing at this time  | 0.89%     | 13  |
| Other (please specify)  | 2.27%     | 33  |
| Total Respondents: 1,453  |           |     |

Q33 How many times have you looked for a new place to live in the last 5 years?

Answered: 1,312 Skipped: 375

### Q34 Have you been denied the opportunity to rent or buy housing in the last 5 years?

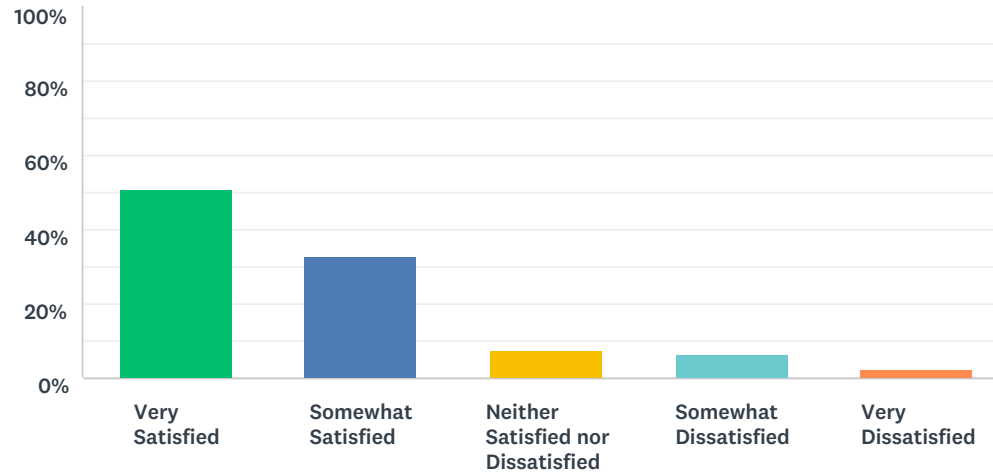
Answered: 1,447 Skipped: 240



| ANSWER CHOICES           | RESPONSES |       |
|--------------------------|-----------|-------|
| Yes                      | 0.14%     | 2     |
| No                       | 92.33%    | 1,336 |
| Yes. Why?                | 7.74%     | 112   |
| Total Respondents: 1,447 |           |       |

### Q35 How satisfied are you with your current neighborhood?

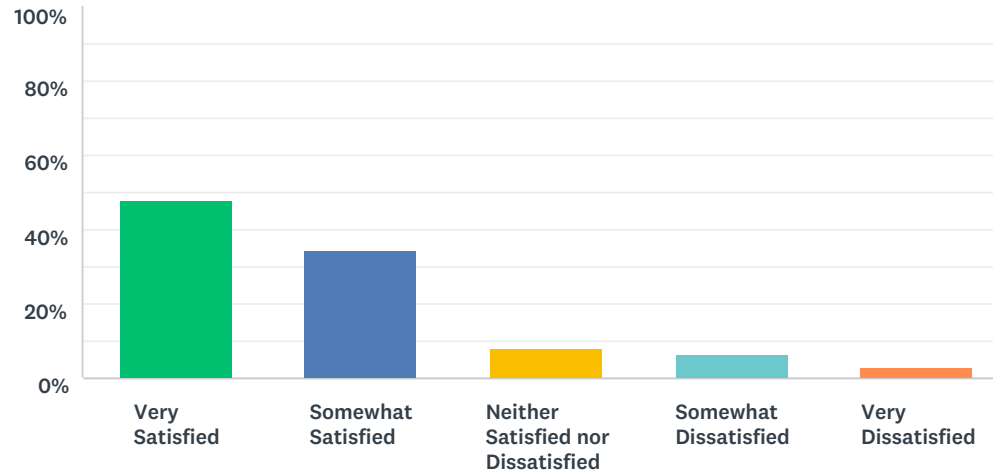
Answered: 1,474 Skipped: 213



| ANSWER CHOICES                     | RESPONSES |              |
|------------------------------------|-----------|--------------|
| Very Satisfied                     | 51.02%    | 752          |
| Somewhat Satisfied                 | 32.84%    | 484          |
| Neither Satisfied nor Dissatisfied | 7.46%     | 110          |
| Somewhat Dissatisfied              | 6.38%     | 94           |
| Very Dissatisfied                  | 2.31%     | 34           |
| <b>TOTAL</b>                       |           | <b>1,474</b> |

### Q36 A. How satisfied are you with your current residence?

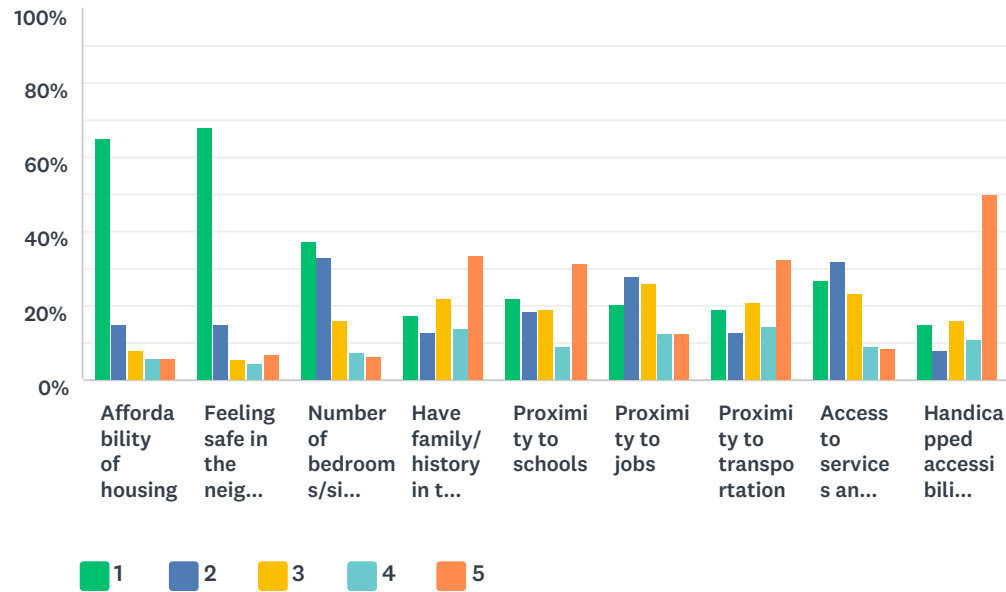
Answered: 1,474 Skipped: 213



| ANSWER CHOICES                     | RESPONSES |              |
|------------------------------------|-----------|--------------|
| Very Satisfied                     | 48.24%    | 711          |
| Somewhat Satisfied                 | 34.40%    | 507          |
| Neither Satisfied nor Dissatisfied | 8.01%     | 118          |
| Somewhat Dissatisfied              | 6.45%     | 95           |
| Very Dissatisfied                  | 2.92%     | 43           |
| <b>TOTAL</b>                       |           | <b>1,474</b> |

### Q37 Please rate the degree to which the following factors influence your choice of residence? (1=very important; 5=not important)

Answered: 1,463 Skipped: 224



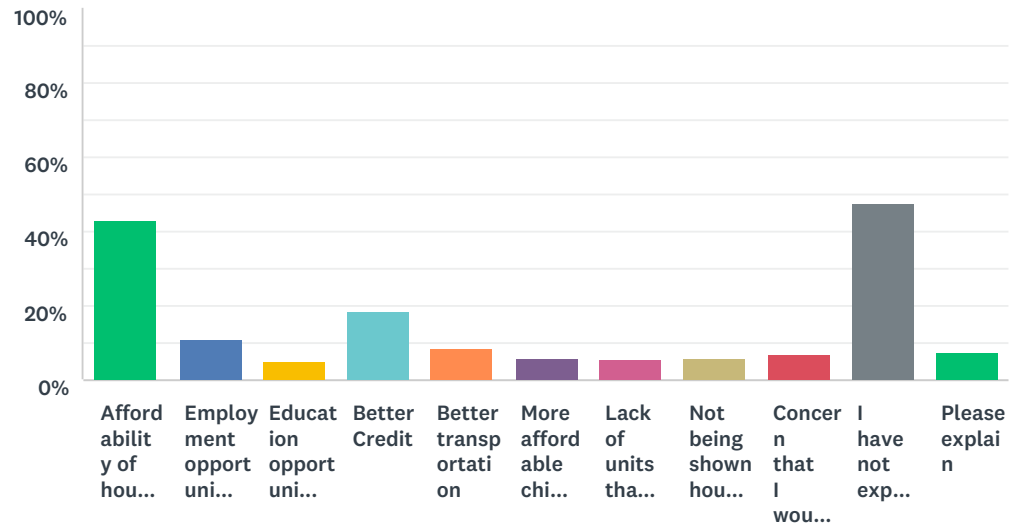
|                                  | 1             | 2             | 3             | 4             | 5             | TOTAL | WEIGHTED AVERAGE |
|----------------------------------|---------------|---------------|---------------|---------------|---------------|-------|------------------|
| Affordability of housing         | 64.84%<br>937 | 15.16%<br>219 | 8.17%<br>118  | 5.81%<br>84   | 6.02%<br>87   | 1,445 | 0.00             |
| Feeling safe in the neighborhood | 67.82%<br>984 | 14.82%<br>215 | 5.44%<br>79   | 4.69%<br>68   | 7.24%<br>105  | 1,451 | 0.00             |
| Number of bedrooms/size of house | 37.73%<br>543 | 32.94%<br>474 | 15.77%<br>227 | 7.30%<br>105  | 6.25%<br>90   | 1,439 | 0.00             |
| Have family/history in the area  | 17.50%<br>249 | 12.86%<br>183 | 21.86%<br>311 | 14.05%<br>200 | 33.73%<br>480 | 1,423 | 0.00             |
| Proximity to schools             | 21.97%<br>312 | 18.31%<br>260 | 19.08%<br>271 | 9.01%<br>128  | 31.62%<br>449 | 1,420 | 0.00             |

AFFH

|   |               |               |               |               |               |       |      |
|---|---------------|---------------|---------------|---------------|---------------|-------|------|
| Proximity to jobs   | 20.47%<br>290 | 28.09%<br>398 | 26.18%<br>371 | 12.56%<br>178 | 12.70%<br>180 | 1,417 | 0.00 |
| Proximity to transportation   | 19.21%<br>272 | 12.92%<br>183 | 20.97%<br>297 | 14.48%<br>205 | 32.42%<br>459 | 1,416 | 0.00 |
| Access to services and community resources (grocery stores, places of worship, banks, credit union, healthcare) | 26.97%<br>387 | 31.85%<br>457 | 23.69%<br>340 | 9.20%<br>132  | 8.29%<br>119  | 1,435 | 0.00 |
| Handicapped accessibility features  | 15.05%<br>211 | 8.06%<br>113  | 15.76%<br>221 | 11.20%<br>157 | 49.93%<br>700 | 1,402 | 0.00 |

Q38 In your experience, do you feel any of the following factors have served as barriers to your ability to access the housing of your choice? Select all that apply. If yes, please explain.

Answered: 1,327 Skipped: 360



| ANSWER CHOICES   | RESPONSES |     |
|--|-----------|-----|
| Affordability of housing   | 43.18%    | 573 |
| Employment opportunities   | 10.93%    | 145 |
| Education opportunities  | 4.82%     | 64  |
| Better Credit  | 18.31%    | 243 |
| Better transportation  | 8.59%     | 114 |
| More affordable childcare  | 6.03%     | 80  |
| Lack of units that accommodate specific needs                      | 5.28%     | 70  |
| Not being shown housing in neighborhood(s) I would like to live in | 5.95%     | 79  |
| Concern that I would not be welcome in a particular neighborhood   | 6.86%     | 91  |
| I have not experienced any of these barriers                       | 47.32%    | 628 |



---

Please explain

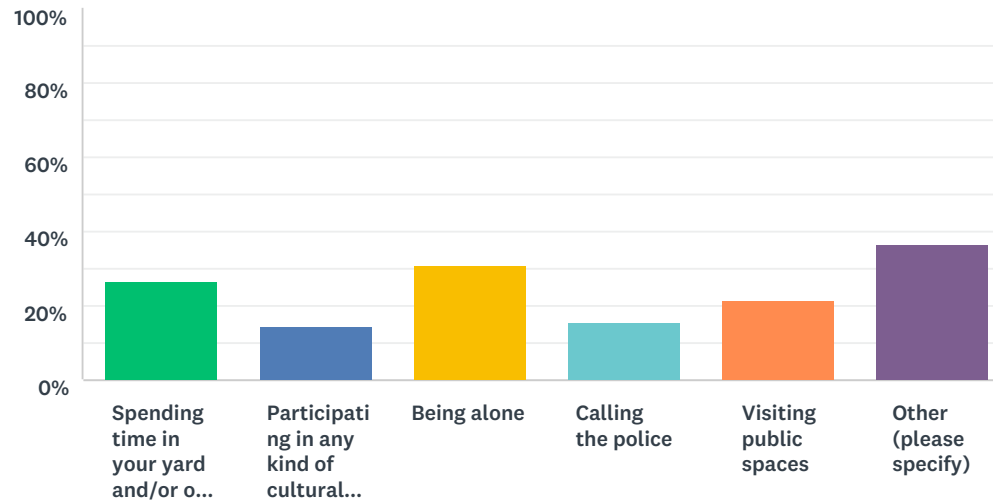
7.31%

97

Total Respondents: 1,327

Q39 While in your neighborhood, do you more than occasionally feel uncomfortable and/or unsafe in any of the following situations? Select all that apply.

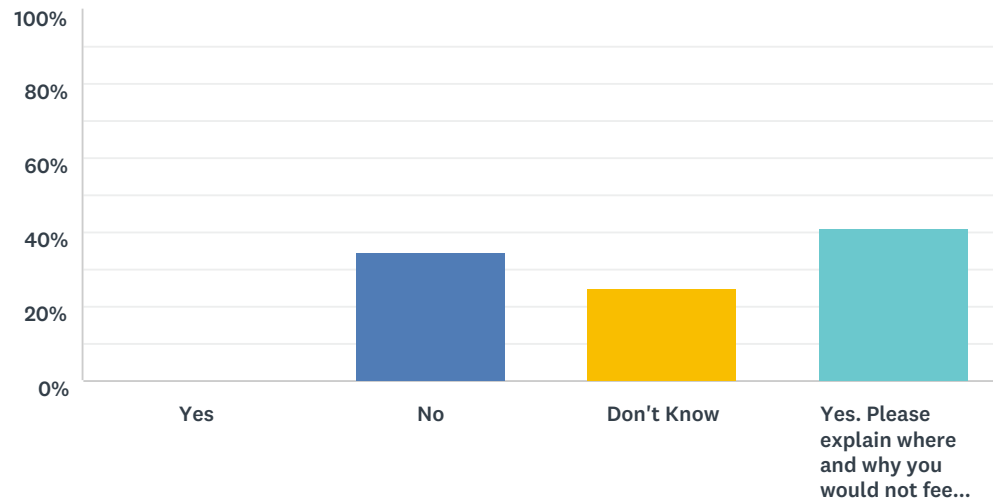
Answered: 529 Skipped: 1,158



| ANSWER CHOICES                                   | RESPONSES |     |
|--|-----------|-----|
| Spending time in your yard and/or on your porch  | 26.47%    | 140 |
| Participating in any kind of cultural expression | 14.37%    | 76  |
| Being alone                                      | 30.81%    | 163 |
| Calling the police                               | 15.31%    | 81  |
| Visiting public spaces                           | 21.55%    | 114 |
| Other (please specify)                           | 36.29%    | 192 |
| Total Respondents: 529                           |           |     |

Q40 Are there certain neighborhoods or cities in the Omaha/Council Bluffs region where you would not feel comfortable living because of your race, ethnicity, color, religion, sexual orientation, gender identity, disability, criminal background, national origin, or family status?

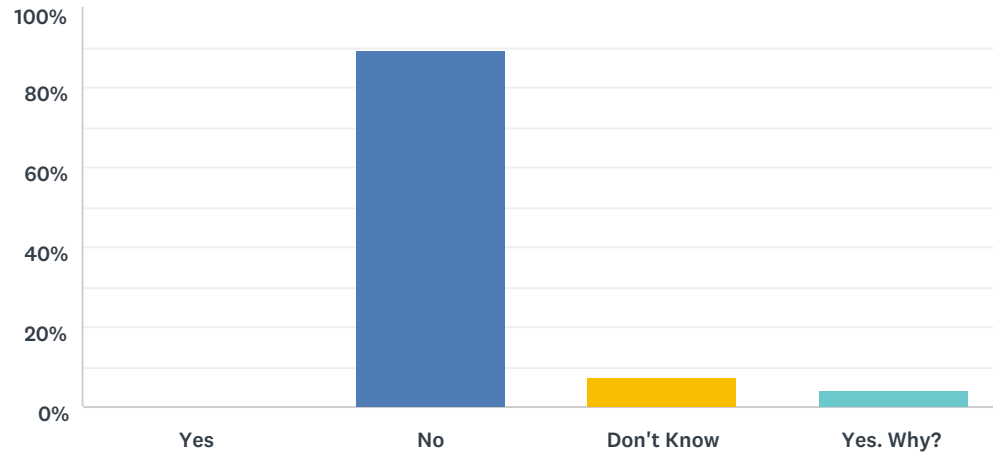
Answered: 1,423 Skipped: 264



| ANSWER CHOICES  | RESPONSES |     |
|---|-----------|-----|
| Yes   | 0.21%     | 3   |
| No  | 34.65%    | 493 |
| Don't Know  | 24.95%    | 355 |
| Yes. Please explain where and why you would not feel comfortable. | 41.18%    | 586 |
| Total Respondents: 1,423  |           |     |

### Q41 In the last 5 years, have you experienced discrimination when trying to buy or rent housing?

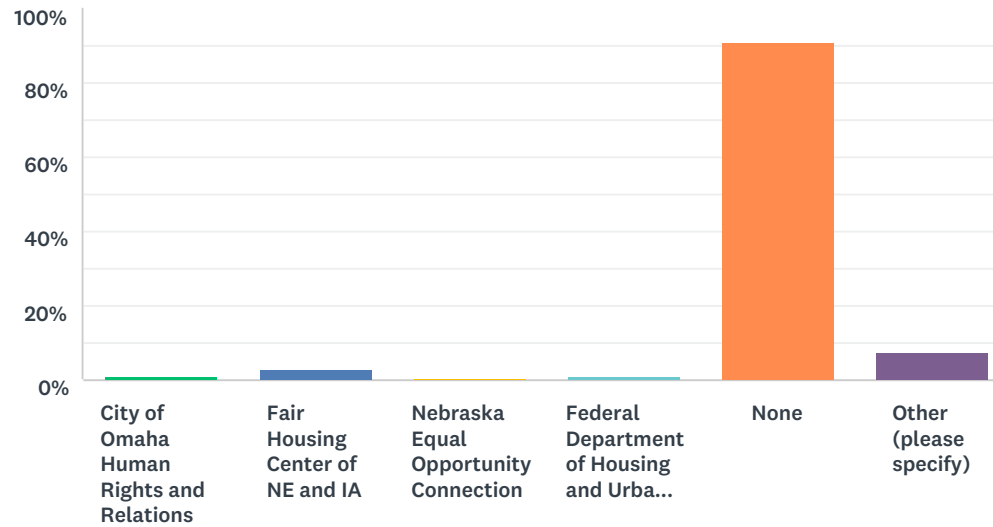
Answered: 1,427 Skipped: 260



| ANSWER CHOICES           | RESPONSES |       |
|--------------------------|-----------|-------|
| Yes                      | 0.00%     | 0     |
| No                       | 89.21%    | 1,273 |
| Don't Know               | 7.50%     | 107   |
| Yes. Why?                | 3.99%     | 57    |
| Total Respondents: 1,427 |           |       |

### Q42 If you responded yes to the previous question, did you contact any of the agencies below to report discrimination? Select all that apply

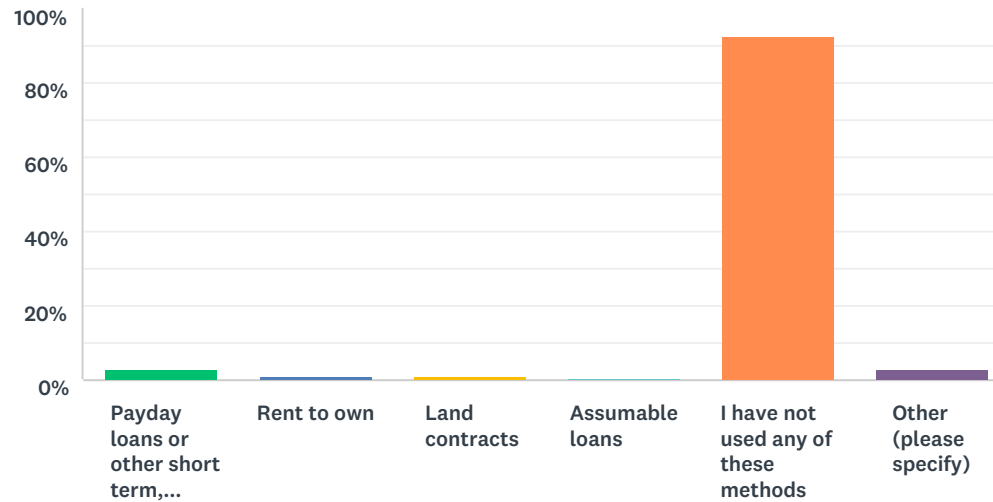
Answered: 427 Skipped: 1,260



| ANSWER CHOICES  | RESPONSES |     |
|---|-----------|-----|
| City of Omaha Human Rights and Relations                  | 0.94%     | 4   |
| Fair Housing Center of NE and IA                          | 2.81%     | 12  |
| Nebraska Equal Opportunity Connection                     | 0.70%     | 3   |
| Federal Department of Housing and Urban Development (HUD) | 0.94%     | 4   |
| None  | 91.10%    | 389 |
| Other (please specify)                                    | 7.26%     | 31  |
| Total Respondents: 427                                    |           |     |

### Q43 In the last five years, have you applied for or taken out a loan through any methods other than a bank or credit union in order to obtain housing?

Answered: 1,201 Skipped: 486



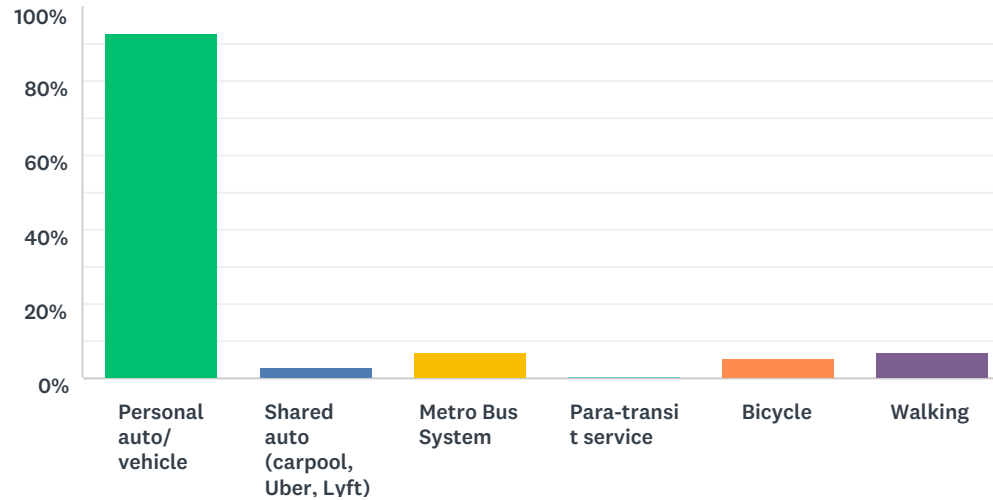
| ANSWER CHOICES                                    | RESPONSES |       |
|---|-----------|-------|
| Payday loans or other short term, high-rate loans | 2.91%     | 35    |
| Rent to own                                       | 1.25%     | 15    |
| Land contracts                                    | 0.83%     | 10    |
| Assumable loans                                   | 0.42%     | 5     |
| I have not used any of these methods              | 92.51%    | 1,111 |
| Other (please specify)                            | 3.16%     | 38    |
| <b>Total Respondents: 1,201</b>                   |           |       |

Q44 If you have applied for or taken out a loan for housing from someone other than a bank, why did you pick that option? What was your experience?

Answered: 131 Skipped: 1,556

### Q45 How do you travel to work? Please check all that apply.

Answered: 1,354 Skipped: 333

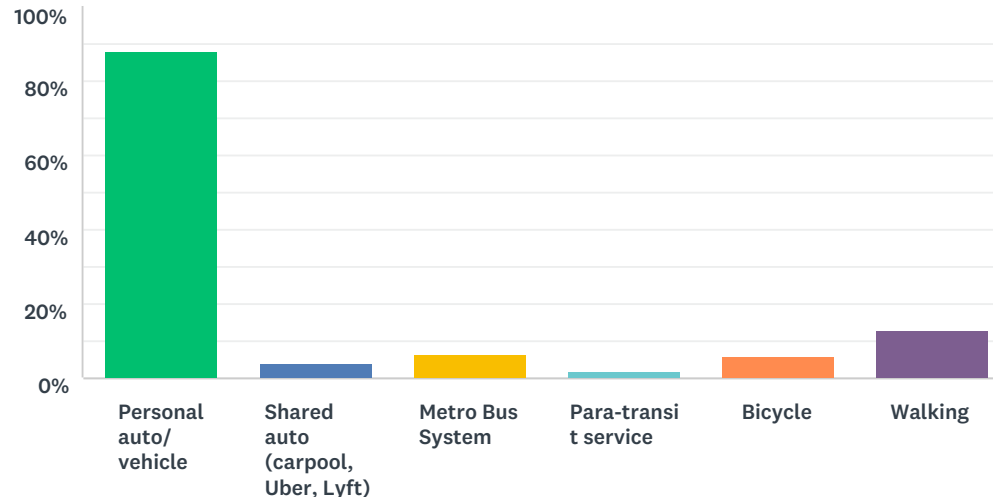


| ANSWER CHOICES                    | RESPONSES |       |
|-----------------------------------|-----------|-------|
| Personal auto/ vehicle            | 92.98%    | 1,259 |
| Shared auto (carpool, Uber, Lyft) | 3.25%     | 44    |
| Metro Bus System                  | 6.87%     | 93    |
| Para-transit service              | 0.59%     | 8     |
| Bicycle                           | 5.39%     | 73    |
| Walking                           | 7.09%     | 96    |
| Total Respondents: 1,354          |           |       |



### Q46 How do you travel to school? Please check all that apply.

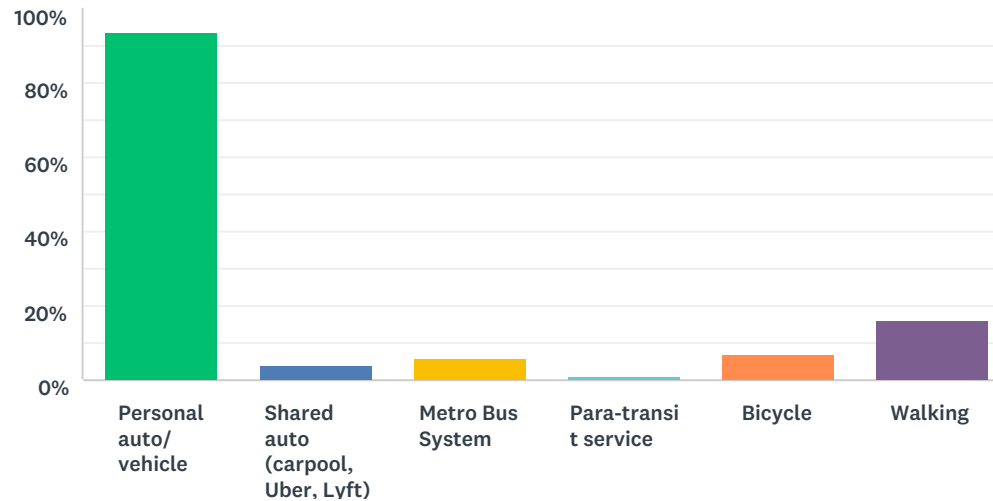
Answered: 791 Skipped: 896



| ANSWER CHOICES                    | RESPONSES |     |
|-----------------------------------|-----------|-----|
| Personal auto/ vehicle            | 88.24%    | 698 |
| Shared auto (carpool, Uber, Lyft) | 4.05%     | 32  |
| Metro Bus System                  | 6.70%     | 53  |
| Para-transit service              | 1.77%     | 14  |
| Bicycle                           | 5.82%     | 46  |
| Walking                           | 13.02%    | 103 |
| Total Respondents: 791            |           |     |

### Q47 How do you run basic errands/leisure (grocery shopping, doctor, parks, religious activities)? Please check all that apply.

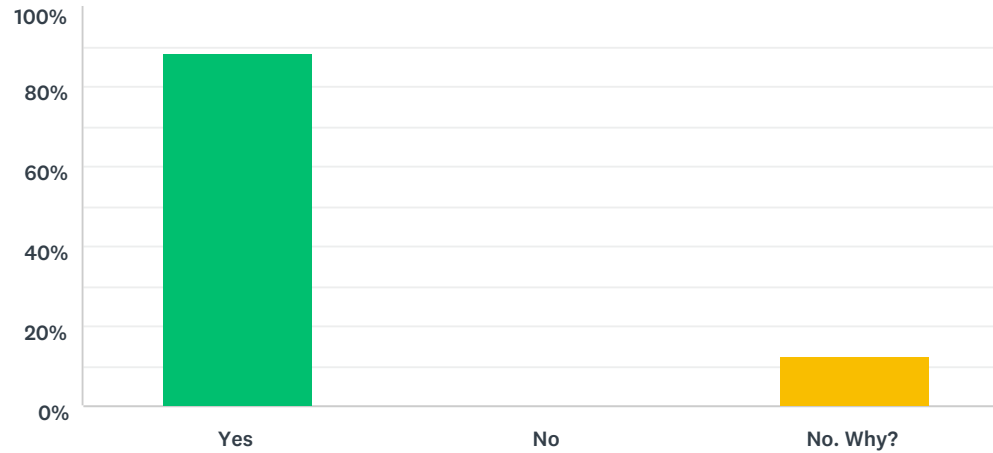
Answered: 1,433 Skipped: 254



| ANSWER CHOICES                    | RESPONSES |       |
|-----------------------------------|-----------|-------|
| Personal auto/ vehicle            | 93.37%    | 1,338 |
| Shared auto (carpool, Uber, Lyft) | 4.05%     | 58    |
| Metro Bus System                  | 5.86%     | 84    |
| Para-transit service              | 1.19%     | 17    |
| Bicycle                           | 6.91%     | 99    |
| Walking                           | 16.19%    | 232   |
| Total Respondents: 1,433          |           |       |

### Q48 Are you currently using the transportation of your choice?

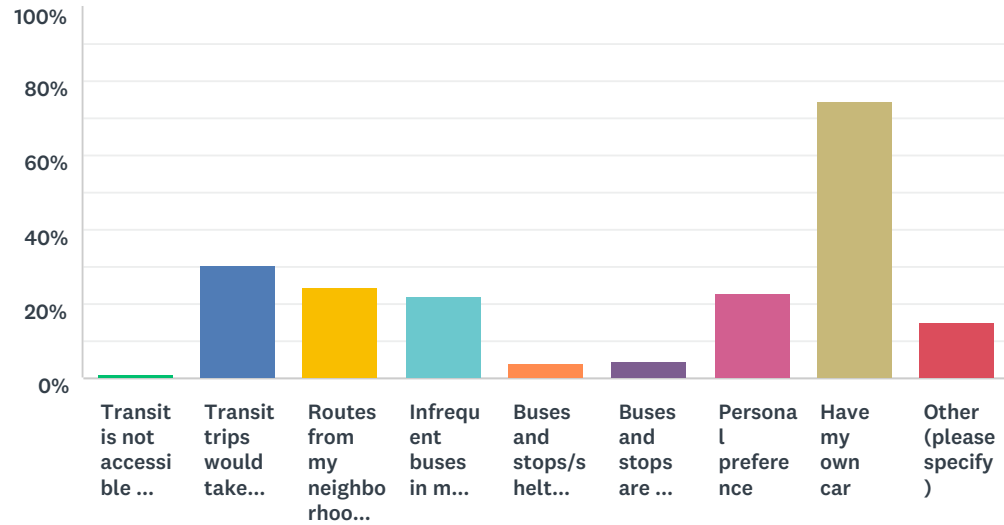
Answered: 1,448 Skipped: 239



| ANSWER CHOICES           | RESPONSES |       |
|--------------------------|-----------|-------|
| Yes                      | 88.19%    | 1,277 |
| No                       | 0.21%     | 3     |
| No. Why?                 | 12.64%    | 183   |
| Total Respondents: 1,448 |           |       |

### Q49 Why don't you use Metro buses on a regular basis? Check all that apply.

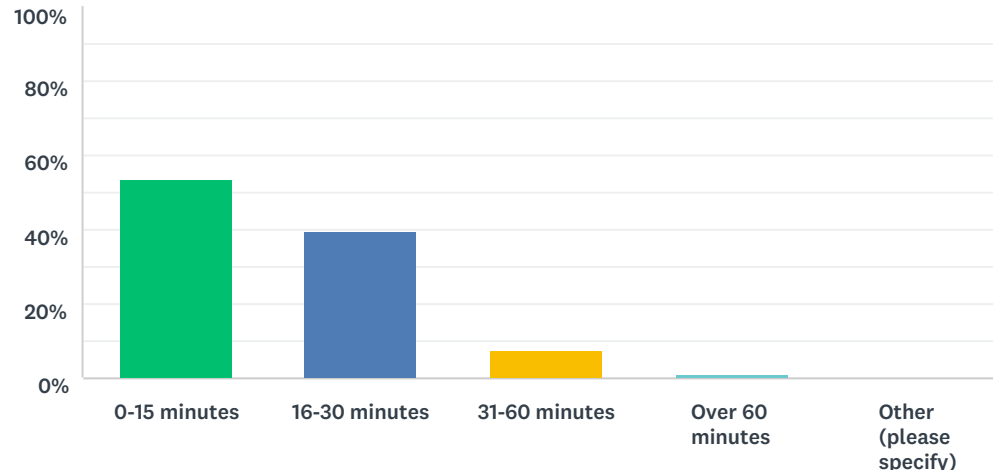
Answered: 1,303 Skipped: 384



| ANSWER CHOICES   | RESPONSES |     |
|--|-----------|-----|
| Transit is not accessible for people with disabilities       | 1.23%     | 16  |
| Transit trips would take too long from my neighborhood       | 30.47%    | 397 |
| Routes from my neighborhood don't service where I need to go | 24.71%    | 322 |
| Infrequent buses in my neighborhood                          | 22.10%    | 288 |
| Buses and stops/shelters are not safe in my neighborhood     | 3.99%     | 52  |
| Buses and stops are not clean in my neighborhood             | 4.68%     | 61  |
| Personal preference  | 22.79%    | 297 |
| Have my own car  | 74.52%    | 971 |
| Other (please specify)                                       | 15.20%    | 198 |
| Total Respondents: 1,303                                     |           |     |

## Q50 How long does it usually take for you to travel to work?

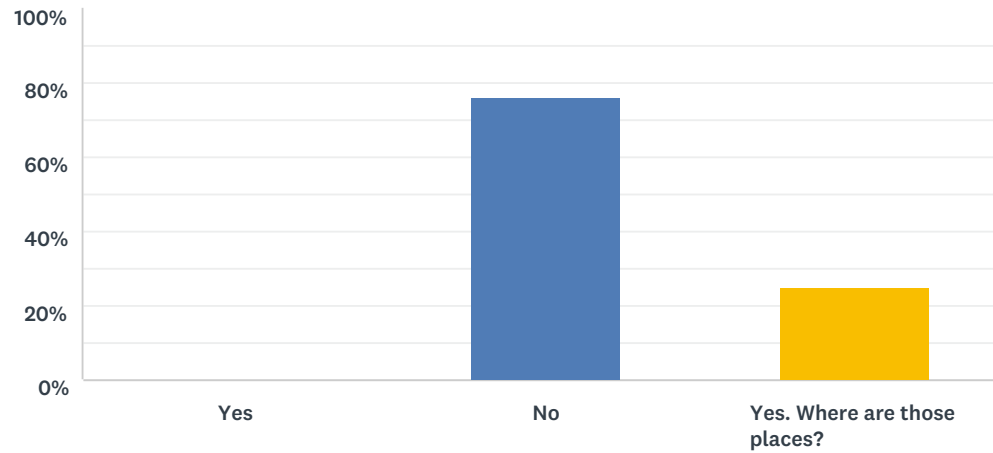
Answered: 1,275 Skipped: 412



| ANSWER CHOICES           | RESPONSES |     |
|--------------------------|-----------|-----|
| 0-15 minutes             | 53.57%    | 683 |
| 16-30 minutes            | 39.37%    | 502 |
| 31-60 minutes            | 7.29%     | 93  |
| Over 60 minutes          | 1.10%     | 14  |
| Other (please specify)   | 0.00%     | 0   |
| Total Respondents: 1,275 |           |     |

## Q51 Are there places in the Omaha metro area that you wish you could access by public transportation but cannot?

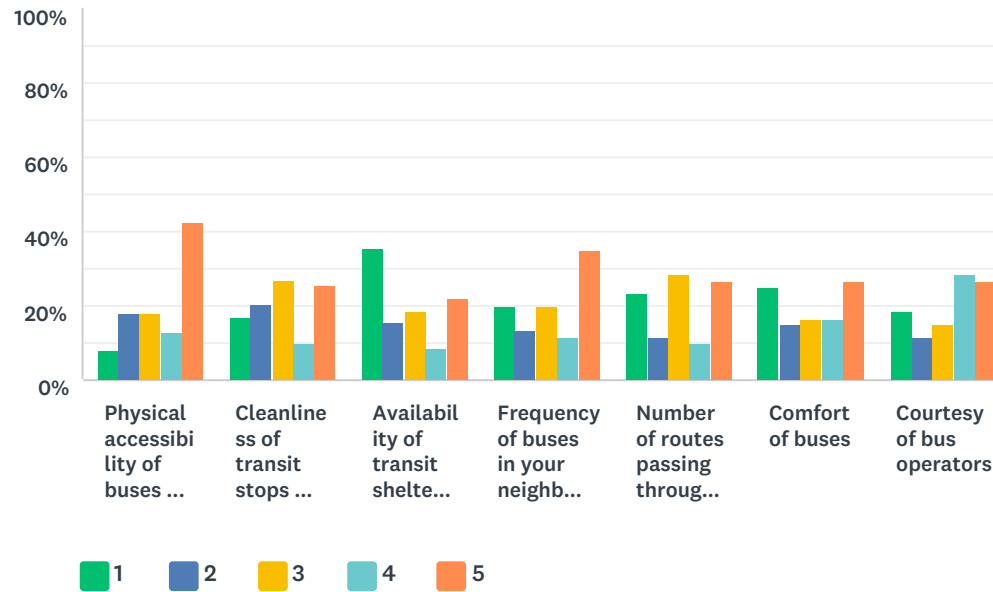
Answered: 1,257 Skipped: 430



| ANSWER CHOICES               | RESPONSES |     |
|------------------------------|-----------|-----|
| Yes                          | 0.16%     | 2   |
| No                           | 75.89%    | 954 |
| Yes. Where are those places? | 24.98%    | 314 |
| Total Respondents: 1,257     |           |     |

## Q52 Please rate the quality of the following transit features of the Metro Bus System on a scale from 1 to 5 (1 = poor; 5 = excellent)

Answered: 61 Skipped: 1,626



|   | 1            | 2            | 3            | 4            | 5            | TOTAL |
|---|--------------|--------------|--------------|--------------|--------------|-------|
| Physical accessibility of buses and stops             | 8.20%<br>5   | 18.03%<br>11 | 18.03%<br>11 | 13.11%<br>8  | 42.62%<br>26 | 61    |
| Cleanliness of transit stops in your neighborhood     | 16.95%<br>10 | 20.34%<br>12 | 27.12%<br>16 | 10.17%<br>6  | 25.42%<br>15 | 59    |
| Availability of transit shelters in your neighborhood | 35.59%<br>21 | 15.25%<br>9  | 18.64%<br>11 | 8.47%<br>5   | 22.03%<br>13 | 59    |
| Frequency of buses in your neighborhood               | 20.00%<br>12 | 13.33%<br>8  | 20.00%<br>12 | 11.67%<br>7  | 35.00%<br>21 | 60    |
| Number of routes passing through your neighborhood    | 23.33%<br>14 | 11.67%<br>7  | 28.33%<br>17 | 10.00%<br>6  | 26.67%<br>16 | 60    |
| Comfort of buses                                      | 25.00%<br>15 | 15.00%<br>9  | 16.67%<br>10 | 16.67%<br>10 | 26.67%<br>16 | 60    |

AFFH

---

Courtesy of bus operators

18.33%  
11

11.67%  
7

15.00%  
9

28.33%  
17

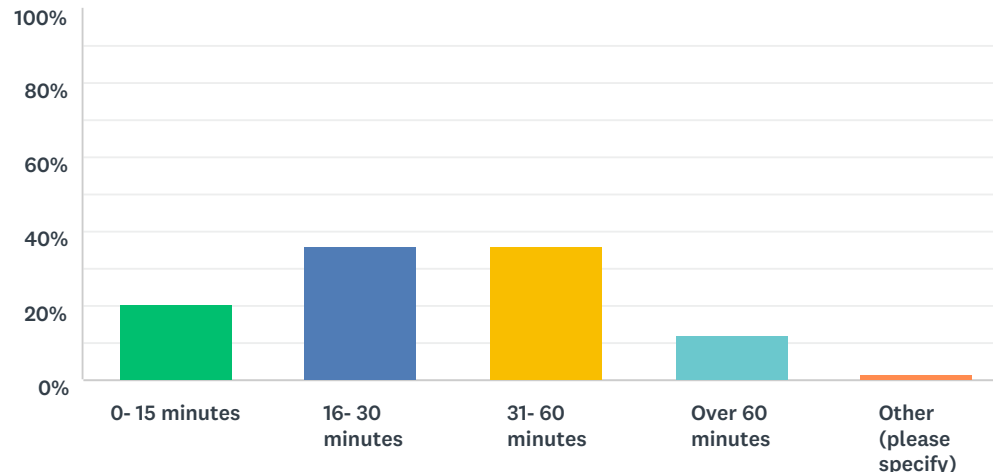
26.67%  
16

60



### Q53 On average how long does it take you while using the Metro transit system to get to your typical destinations (work, grocery store, visit family)?

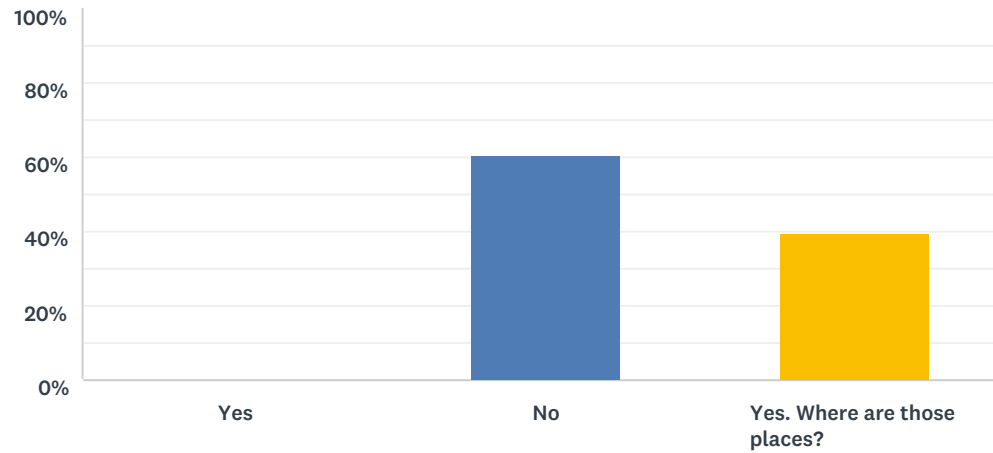
Answered: 58 Skipped: 1,629



| ANSWER CHOICES         | RESPONSES |    |
|------------------------|-----------|----|
| 0- 15 minutes          | 20.69%    | 12 |
| 16- 30 minutes         | 36.21%    | 21 |
| 31- 60 minutes         | 36.21%    | 21 |
| Over 60 minutes        | 12.07%    | 7  |
| Other (please specify) | 1.72%     | 1  |
| Total Respondents: 58  |           |    |

### Q54 Are there neighborhoods or specific locations in the Omaha metro area that you wish you could get to by bus but cannot?

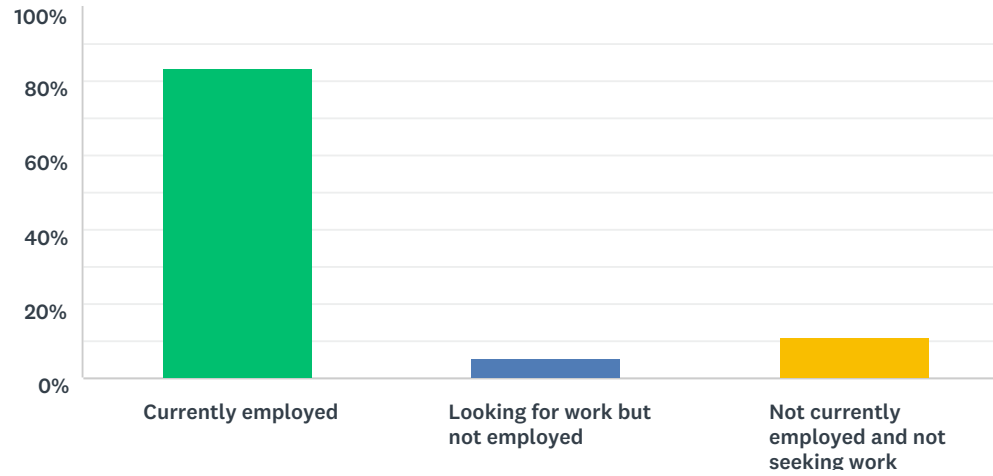
Answered: 63 Skipped: 1,624



| ANSWER CHOICES               | RESPONSES |           |
|------------------------------|-----------|-----------|
| Yes                          | 0.00%     | 0         |
| No                           | 60.32%    | 38        |
| Yes. Where are those places? | 39.68%    | 25        |
| <b>TOTAL</b>                 |           | <b>63</b> |

### Q55 What is your employment status?

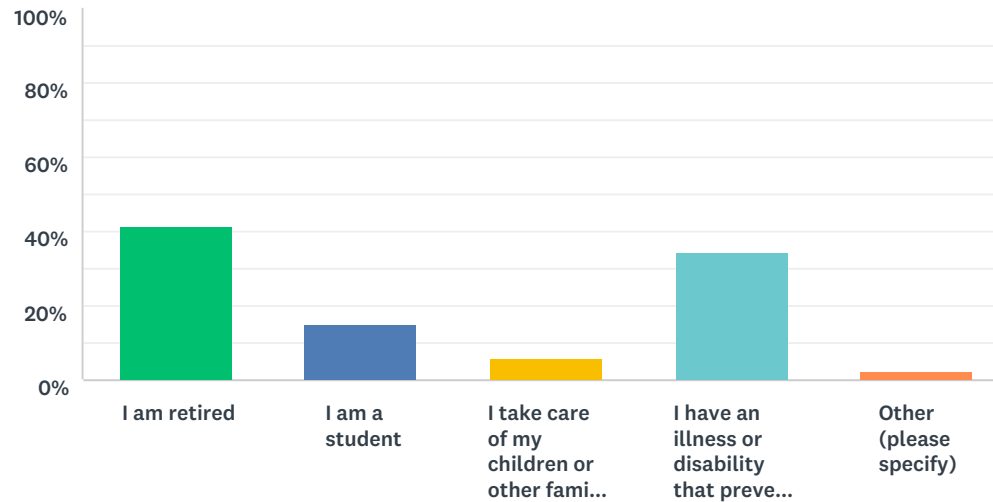
Answered: 1,427 Skipped: 260



| ANSWER CHOICES                              | RESPONSES |              |
|---|-----------|--------------|
| Currently employed                          | 83.67%    | 1,194        |
| Looking for work but not employed           | 5.47%     | 78           |
| Not currently employed and not seeking work | 10.86%    | 155          |
| <b>TOTAL</b>                                |           | <b>1,427</b> |

### Q56 If you are not currently working, which of the following best describes why you are not currently employed and not seeking work?

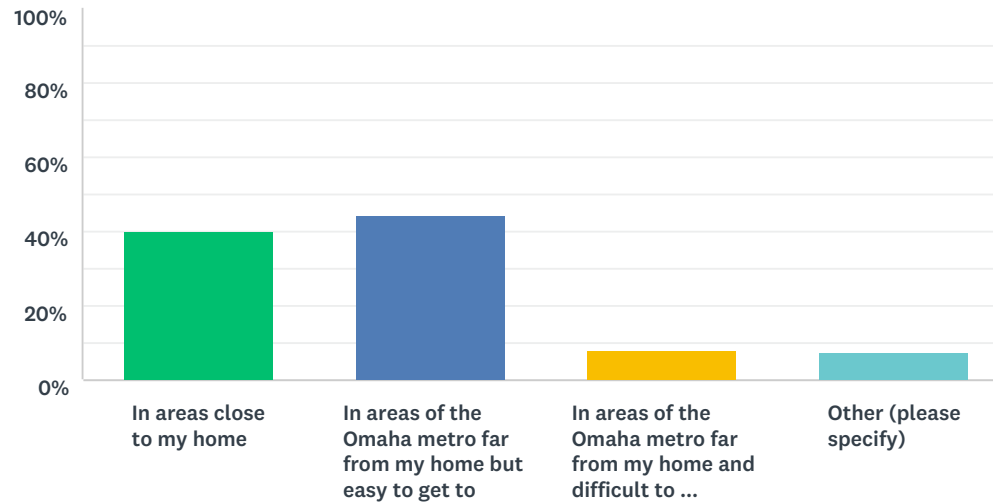
Answered: 147 Skipped: 1,540



| ANSWER CHOICES  | RESPONSES |            |
|---|-----------|------------|
| I am retired  | 41.50%    | 61         |
| I am a student  | 14.97%    | 22         |
| I take care of my children or other family members            | 6.12%     | 9          |
| I have an illness or disability that prevents me from working | 34.69%    | 51         |
| Other (please specify)  | 2.72%     | 4          |
| <b>TOTAL</b>  |           | <b>147</b> |

Q57 Think about the types of jobs you are qualified for based on factors such as your work experience, job skills, and level of education. Where are those jobs typically located?

Answered: 1,331 Skipped: 356



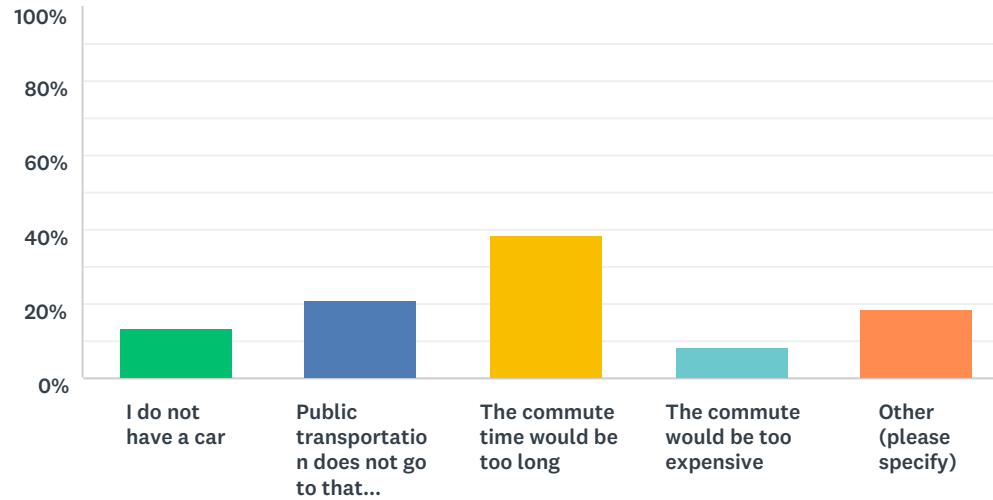
| ANSWER CHOICES   | RESPONSES |              |
|--|-----------|--------------|
| In areas close to my home  | 40.12%    | 534          |
| In areas of the Omaha metro far from my home but easy to get to      | 44.63%    | 594          |
| In areas of the Omaha metro far from my home and difficult to get to | 7.89%     | 105          |
| Other (please specify)   | 7.36%     | 98           |
| <b>TOTAL</b>   |           | <b>1,331</b> |

Q58 Since you responded “In areas of the Omaha metro far from my home and difficult to get to” to the previous question, please identify what area or areas of the Omaha metro you are referring to in regards to jobs that you feel that you are qualified for.

Answered: 92 Skipped: 1,595

### Q59 Why is that area(s) difficult to get to? Select all that apply:

Answered: 119 Skipped: 1,568



| ANSWER CHOICES                                    | RESPONSES |            |
|---|-----------|------------|
| I do not have a car                               | 13.45%    | 16         |
| Public transportation does not go to that area(s) | 21.01%    | 25         |
| The commute time would be too long                | 38.66%    | 46         |
| The commute would be too expensive                | 8.40%     | 10         |
| Other (please specify)                            | 18.49%    | 22         |
| <b>TOTAL</b>                                      |           | <b>119</b> |

Q60 Think about the types of jobs you are qualified for based on factors such as your work experience, job skills, and level of education. Are those jobs typically located in areas of the Omaha/Council Bluffs region that are:

Answered: 1,265 Skipped: 422

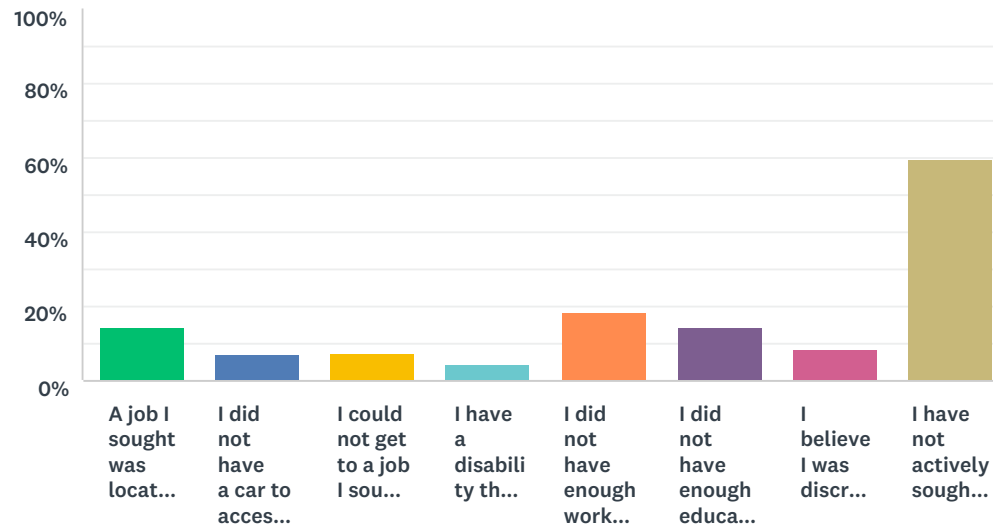


| ANSWER CHOICES                          | RESPONSES |              |
|---|-----------|--------------|
| Unaffordable to rent or purchase a home | 30.20%    | 382          |
| Affordable to rent or purchase a home   | 64.19%    | 812          |
| Other (please specify)                  | 5.61%     | 71           |
| <b>TOTAL</b>                            |           | <b>1,265</b> |



Q61 Think about the types of jobs you are qualified for based on factors such as your work experience, job skills, and level of education. In the past 5 years, when seeking employment in the Omaha/Council Bluffs area, have you experienced any of the following barriers to getting a job you actively sought? Select all that apply.

Answered: 1,016 Skipped: 671

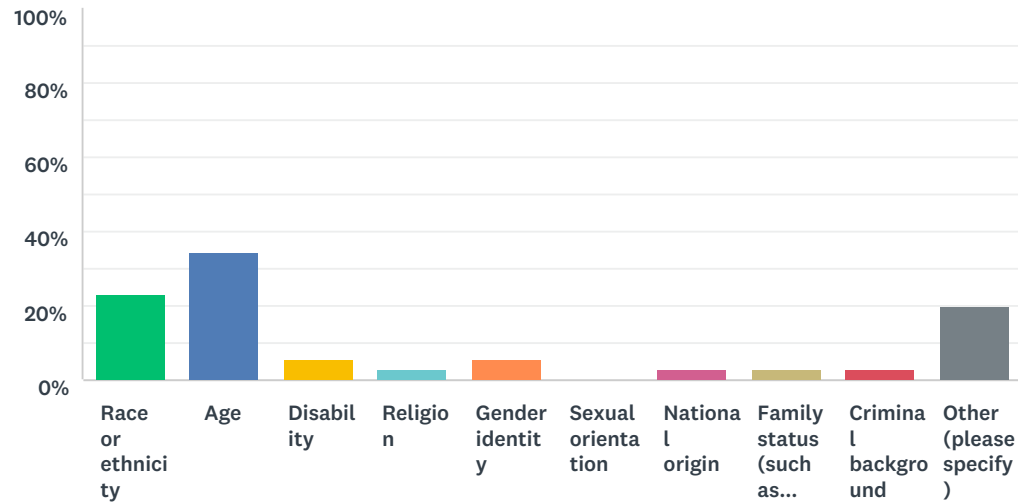


| ANSWER CHOICES   | RESPONSES |     |
|--|-----------|-----|
| A job I sought was located too far from where I live                   | 14.67%    | 149 |
| I did not have a car to access a job I sought                          | 6.79%     | 69  |
| I could not get to a job I sought using public transportation          | 7.28%     | 74  |
| I have a disability that prevented me from taking a job I sought       | 4.43%     | 45  |
| I did not have enough work experience to get a job I sought            | 18.41%    | 187 |
| I did not have enough education or training to get a job I sought      | 14.57%    | 148 |
| I believe I was discriminated against in a job I sought                | 8.27%     | 84  |
| I have not actively sought a job in the Omaha area in the past 5 years | 59.74%    | 607 |

Total Respondents: 1,016

Q62 For those responding “I believe I was discriminated against for a job I sought” do you believe you were discriminated against due to any of the following? Select all that apply.

Answered: 35 Skipped: 1,652

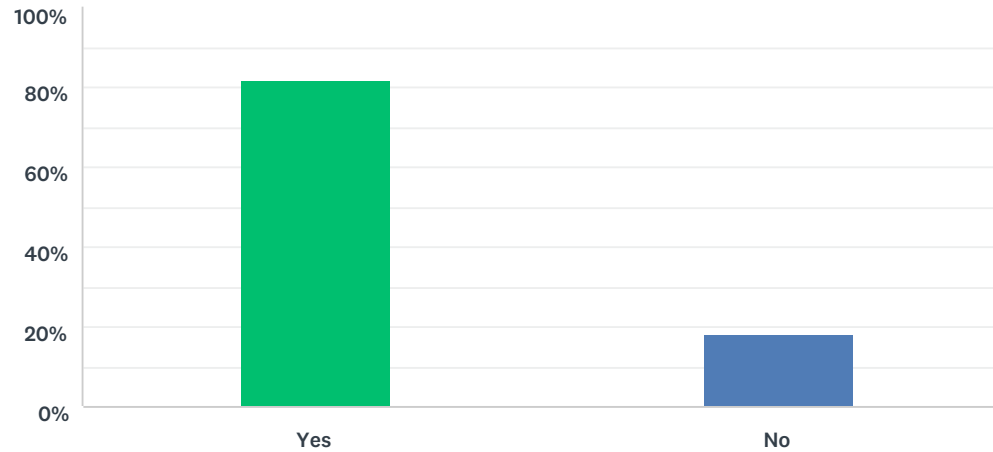


| ANSWER CHOICES   | RESPONSES |    |
|--|-----------|----|
| Race or ethnicity  | 22.86%    | 8  |
| Age  | 34.29%    | 12 |
| Disability   | 5.71%     | 2  |
| Religion   | 2.86%     | 1  |
| Gender identity  | 5.71%     | 2  |
| Sexual orientation   | 0.00%     | 0  |
| National origin  | 2.86%     | 1  |
| Family status (such as being married or single, having children or pregnant, etc.) | 2.86%     | 1  |
| Criminal background  | 2.86%     | 1  |
| Other (please specify)   | 20.00%    | 7  |



Q63 Thinking about jobs in the Omaha/Council Bluffs region that pay enough to support yourself or your immediate family, do you believe you have the right job skills and education to obtain those types of jobs

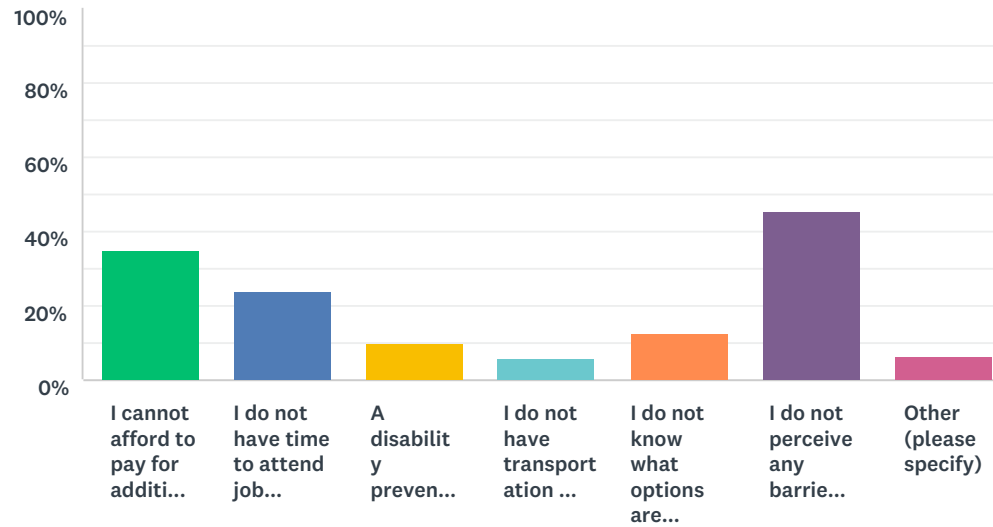
Answered: 998 Skipped: 689



| ANSWER CHOICES | RESPONSES |            |
|----------------|-----------|------------|
| Yes            | 81.76%    | 816        |
| No             | 18.24%    | 182        |
| <b>TOTAL</b>   |           | <b>998</b> |

### Q64 If no, which of the following do you believe are barriers to increasing your job skills or education? Select all that apply.

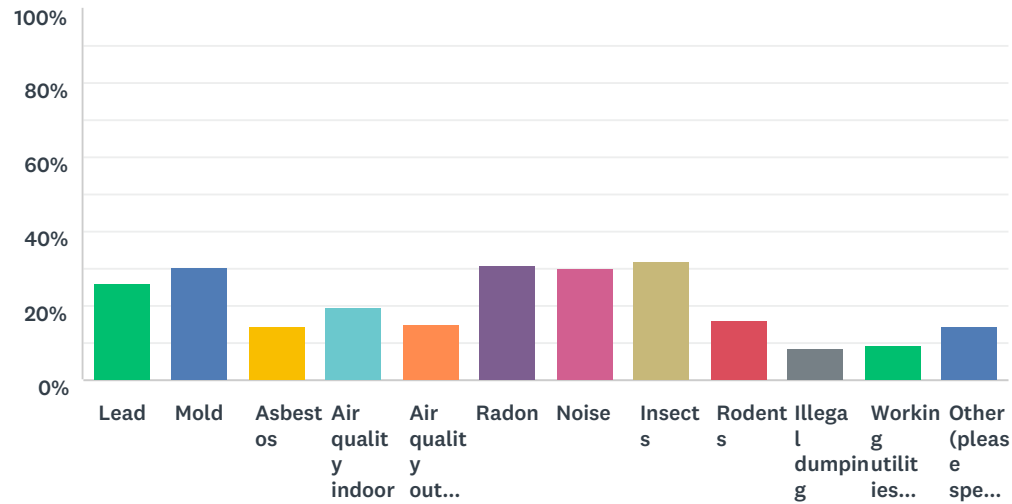
Answered: 423 Skipped: 1,264



| ANSWER CHOICES  | RESPONSES |     |
|---|-----------|-----|
| I cannot afford to pay for additional job training or school                    | 34.75%    | 147 |
| I do not have time to attend job training or school                             | 23.88%    | 101 |
| A disability prevents me from attending job training or school                  | 9.93%     | 42  |
| I do not have transportation to attend job training or school                   | 5.91%     | 25  |
| I do not know what options are available to increase my job skills or education | 12.53%    | 53  |
| I do not perceive any barriers to increasing my job skills or education         | 45.63%    | 193 |
| Other (please specify)  | 6.62%     | 28  |
| Total Respondents: 423  |           |     |

### Q65 Do you have concerns about any of the following environmental issues at your residence? Select all that apply.

Answered: 780 Skipped: 907



| ANSWER CHOICES      | RESPONSES  |
|---------------------|------------|
| Lead                | 26.03% 203 |
| Mold                | 30.51% 238 |
| Asbestos            | 14.74% 115 |
| Air quality indoor  | 19.74% 154 |
| Air quality outdoor | 15.00% 117 |
| Radon               | 31.03% 242 |
| Noise               | 29.87% 233 |
| Insects             | 31.92% 249 |
| Rodents             | 16.15% 126 |
| Illegal dumping     | 8.33% 65   |

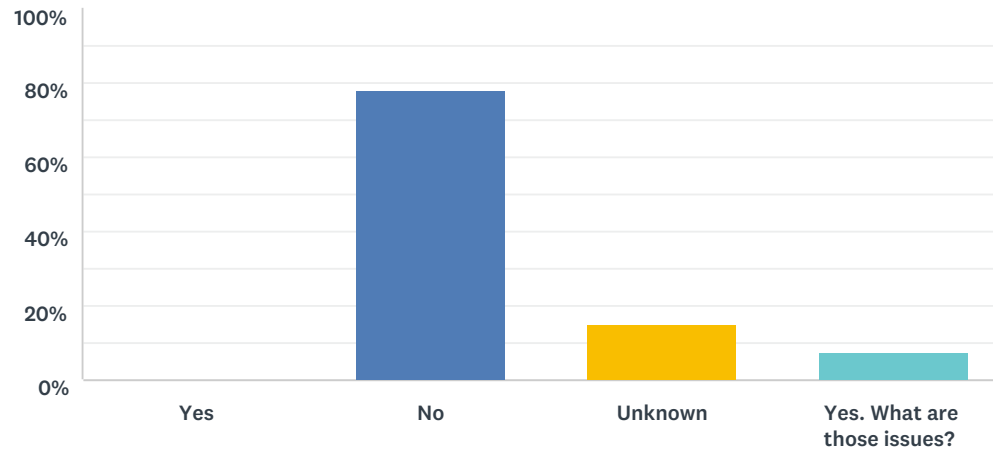
AFFH

|  |        |     |
|--|--------|-----|
| Working utilities (water, electricity, gas, trash, etc.) | 9.49%  | 74  |
| Other (please specify)                                   | 14.49% | 113 |
| Total Respondents: 780                                   |        |     |



### Q66 Have you experienced any health issues related to environmental health issues (i.e. asthma, elevated blood lead levels, COPD, etc.)?

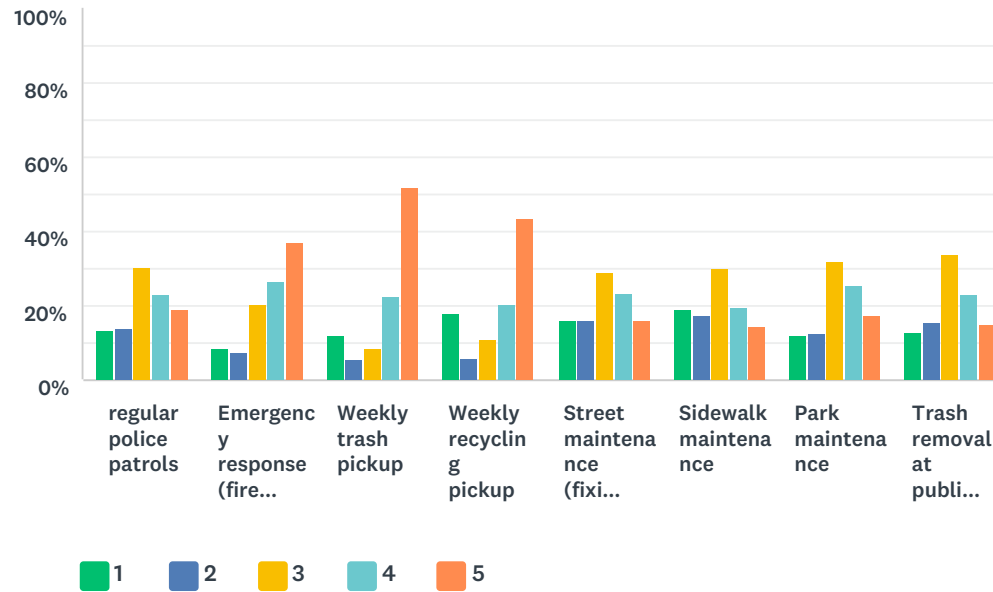
Answered: 1,318 Skipped: 369



| ANSWER CHOICES              | RESPONSES |       |
|-----------------------------|-----------|-------|
| Yes                         | 0.00%     | 0     |
| No                          | 77.77%    | 1,025 |
| Unknown                     | 14.87%    | 196   |
| Yes. What are those issues? | 7.74%     | 102   |
| Total Respondents: 1,318    |           |       |

### Q67 Which of the following services are available in your neighborhood? For services provided, please rate the level of service (1=poor, 5=excellent)

Answered: 1,339 Skipped: 348



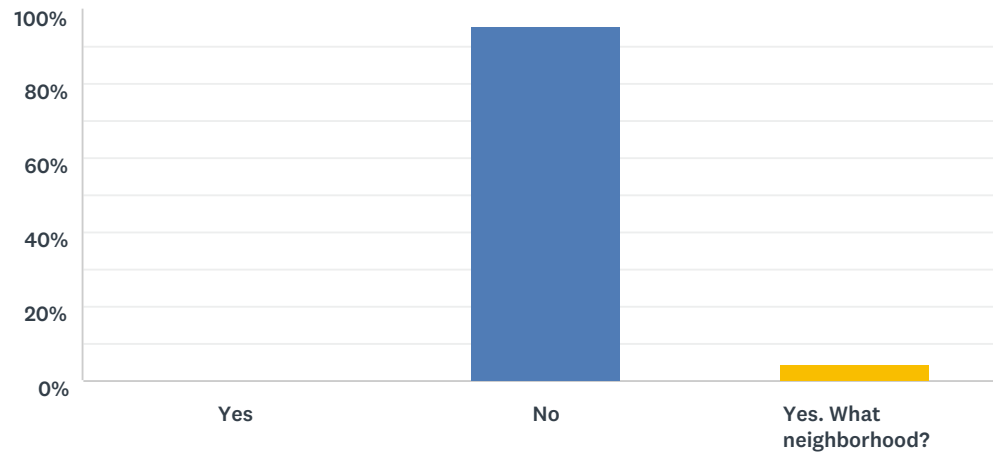
|   | 1             | 2             | 3             | 4             | 5             | TOTAL | WEIGHTED AVERAGE |
|---|---------------|---------------|---------------|---------------|---------------|-------|------------------|
| regular police patrols  | 13.54%<br>175 | 14.01%<br>181 | 30.57%<br>395 | 23.07%<br>298 | 18.81%<br>243 | 1,292 | 3.20             |
| Emergency response (fire, police, ambulance)                        | 8.52%<br>111  | 7.67%<br>100  | 20.57%<br>268 | 26.48%<br>345 | 36.76%<br>479 | 1,303 | 3.75             |
| Weekly trash pickup   | 11.76%<br>154 | 5.50%<br>72   | 8.32%<br>109  | 22.52%<br>295 | 51.91%<br>680 | 1,310 | 3.97             |
| Weekly recycling pickup   | 18.21%<br>230 | 6.18%<br>78   | 11.24%<br>142 | 20.67%<br>261 | 43.71%<br>552 | 1,263 | 3.65             |
| Street maintenance (fixing potholes, street sweeping, snow plowing) | 15.91%<br>206 | 15.83%<br>205 | 28.88%<br>374 | 23.47%<br>304 | 15.91%<br>206 | 1,295 | 3.08             |
| Sidewalk maintenance  | 18.80%<br>228 | 17.31%<br>210 | 30.01%<br>364 | 19.46%<br>236 | 14.43%<br>175 | 1,213 | 2.93             |

AFFH

|   |        |        |        |        |        |       |      |
|---|--------|--------|--------|--------|--------|-------|------|
| Park maintenance  | 12.08% | 12.49% | 32.05% | 25.64% | 17.75% |       |      |
|   | 147    | 152    | 390    | 312    | 216    | 1,217 | 3.24 |
| Trash removal at public spaces (bus stops, street or park containers) | 12.79% | 15.41% | 33.93% | 23.11% | 14.75% |       |      |
|   | 156    | 188    | 414    | 282    | 180    | 1,220 | 3.12 |

### Q68 In the last 5 years, did you knowingly move into an environmentally unhealthy neighborhood or residence because you could not afford to move into an environmentally healthy neighborhood or residence?

Answered: 1,313 Skipped: 374



| ANSWER CHOICES           | RESPONSES    |
|--------------------------|--------------|
| Yes                      | 0.08% 1      |
| No                       | 95.43% 1,253 |
| Yes. What neighborhood?  | 4.72% 62     |
| Total Respondents: 1,313 |              |

Q69 Is there any other feedback you would like to give in regards to access to housing and resources in the Omaha metro area?

Answered: 326 Skipped: 1,361